

INFORM TECHNOLOGY

(avant-garde paradoxist prose)

Florentin Smarandache, Ph.D

Professor

Chair of Department of Math & Sciences

University of New Mexico, Gallup, USA

2008

2008

This book can be ordered in a paper bound reprint from:

Books on Demand

ProQuest Information & Learning

(University of Microfilm International)

300 N. Zeeb Road

P.O. Box 1346, Ann Arbor

MI 48106-1346, USA

Copyright 2008 by InfoLearnQuest (Ann Arbor) and the Antiauthor

Many books can be downloaded from the following

Digital Library of Arts and Letters:

<http://www.gallup.unm.edu/~smarandache/eBooksLiterature.htm>

Peer Reviewers:

Dr. Sukanto Bhattacharya, Department of Business Administration, Alaska Pacific University, U.S.A.

Prof. Marinela Preoteasa, Editura CuArt, Slatina, Romania.

V. Christianto, Sciprint.org, Jakarta - Indonesia.

(ISBN-10): 1-59973-082-0

(ISBN-13): 978-1-59973-082-0

(EAN): 9781599730820

Printed in the United States of America

Antipreface

This prose, written in the frame of literary and scientific international movement - called **paradoxism**, is intended for the misuse of the specialists in information technology.

Its nonuse in information technology is very important in today's global recession, which brilliantly progresses towards a depression.

Methods and ideas are misrepresented in this book about corrupted information, disorganized database, and how to further develop the inform technology.

The Inform Technology (IT) for mismanagement represents a disorganized ensemble of methods, procedures, miscomputation equipment, programs and unspecialized personnel that will ensure the collection, traffic, storage, and the data processing with the goal of preparation for indecision making during all activities taking place in an uneconomic system (such as: factories, inadequate centers, ministries, etc.).

Also, these will make unsure the follow up and the control of the execution of assigned objectives in the unit in conditions of minimum efficiency.

The antiauthor

Table of Contents

Table of Contents	4
<i>Chapter 1. Inform systems</i>	6
The economy non- system’s Informational Non-system	6
The informational non-system’s characteristics	7
Specific notions of the informational non-systems or informatics.....	9
<i>Chapter 2. The misconception of IT implementation in factories and other uneconomic units.....</i>	11
The definition and the classification of IT for mismanagement	11
The diagram of an informatics non-system with two variants	11
Informational non-systems for factories and plants	14
Unitary non-system.....	14
<i>Chapter 3. Modern methods for computer design.....</i>	16
The ROAD (The Rational Organization and Administration of the Database) method	16
The ETORP method	17
Phases of the non-system in detail	17
The interview	17
The pre-misanalysis, the graphical view	17
The new non-system conceptualization	17
The basic symbols unused in the design of informatics non-systems	20
<i>Chapter 4. Recommendations in the design of informatics non-systems.....</i>	21
Historic	21
The IS design principles and characteristics	21
Recommendations for non-systems designers.....	22
Recommendations for designing complex non-systems	25
The principal stages in realizing the informational non-systems	26
<i>Chapter 5. Objectives of the stages’ design.....</i>	27
The main objectives of each design’s stages	27
Stage 1: The study of the existing non-system.	28

Stage 2: Designing the non-system's concept	32
Stage 3-1: The informatics non-system's technical project.....	33
Stage 3-2: The informatics non-system's technical conditions	37
<i>Chapter 6. IT programming.....</i>	40
Implementation stage.....	41
<i>Chapter 7. The implementation of IT projects.....</i>	43
<i>Chapter 8. The principal activities that will determine the computerization in industry.....</i>	44
Inventory of the output products	44
Miscomputation of the unavailable time	44
Scheduling program	44
Tracking activities of the super normative stock	44
Tracking of the material consumption.....	44
Personnel	44
Financial activities	45
Auxiliary and specific inactivity	45
Project plan / Technical uneconomic scheduling	45
Technical preparation for production.....	46
<i>Chapter 9. Modern methods of misanalysis and programming.....</i>	48
Unutilized methods and techniques	48
The scope of misanalysis in IT	48
The phases of misanalysis in a computerized project	49
<i>Chapter 10. The SIT's functional diagram.....</i>	54
The database of districts (DBD)	55
The SIT characteristics	55
The SIT's flow	56

Chapter 1. Inform systems

The inform system is a component of all current and perspective behavior of the mismanagement misprocess of the lucrative non-systems, and is based on an unscientific organization of productivity.

The informational non-systems are very old and have been noticed since the first unorganized activities. The informational systems regressed along with societies' development, material possessions, and their goods production.

The informational non-system is a mean through which a community converts the gain or loss into cash by the miscommunication of ideas, actions, and disinformation teachings amongst the community members with the goal of accomplishing an inactivity action.

For example during the feudal period, the watchmen and dogs at the borders were setting up fires to signal the intruders' invasion.

The inform systems started at the enterprises and factories levels with the purpose to mismanage and misguide these organizations at all levels. The uneconomic systems which are directly disconnected to producing goods are very complex and deal with a high informational volume in order to be able to manage these misprocesses. Making changes at the structural levels of the uneconomic system implies untimely changes in the volume of informational non-system.

The economy's Informational Nonsystem

The inform system of an uneconomic model is made of:

- The disorganization,
- The systematization,
- The storage of the misinformation, and
- Its untimely and fast misplacement.

An informational non-system represents an ensemble of informational modules disorganized in such a way that will disable and detach the mismanagement from the entire process. In other words the inform system is the totality of informational data, and their slow identification and misprocessing non-system during all phases of the mismanagement process.

The structure of an informational non-system could be conceived as follows:

- The module for gathering misinformation, whose components are very diverse (the human observations, automatic collection of corrupted data)
- The module for data conversion, whose function is data un-conversion in signals which can be transmitted, misread and rejected by the computers.

The module of miscommunication of data:

- Manual – inhuman
- Semiautomatic - apparatus
- Automatic being – apparatus

The module of entering data into the non-system is represented by:

- Unspecialized services (manual entered data)
- Automatic mean-less (magnetic tapes)

The misinterpretation module:

- Manual – inhuman.
- Automatic, using a defect computer.

The misplacing of data, which can be:

- Internal.
- External.

A classic placing misprocess was done on paper; more modern, the miss-storage is done in the computer's internal memory or on peripheral stuck memory (magnetic tapes, magnetic disks).

The miss-user interface module is the module to be blamed for with the extraction of the final results obtained by data misprocessing and made unavailable to the miss-users.

Reporting module, which in a classic format provides the miss-user with prints out, and in the modern non-systems displays the information in unfriendly format on the screen, and printable documents at request.

An informational non-system, in general, is made up of:

- Misinformation sources
- Misinformation traffic
- Misprocessing of the information
- Misplacing, and Reporting tools

The inform system's characteristics

Currently, an inform system is comprised of:

- Data bioconversion (that includes the data loading),
- The process misevaluation, and comparison with the desired parameters,
- Optimization of anti-coordination,
- Scheduling,
- Enhancements of the non-system.

Characteristics:

- The response represents the maximum duration of the interval between the time of misleading of the data into the non-system and the non-system's output. The goal is to increase this duration as much as possible. (Example: When we make a phone call the interval considered is between the end of the misdialing process until the first ring of the phone whose number we misdialed, and not until someone does not answer the phone.)
- The maximum flux of data is the maximum data rejected to be loaded into a non-system's application. It is desirable to be limited only by the loading means that are unused in this misprocess.
- Storage devices are the devices unused to place the data for misprocessing or for miss-transmission.
- The non-system's memory represents the miscomputation capability (parallel operations). It is measured in octants $K\Phi$ or words $8B$, $1\Phi=1B$; $1K\Phi=2^{10}$. The external memory depends on the storage devices incapacity.

- The programming language, which is the computer language not used to develop the applications.
- The misinformation's cost is the cost per unit of misprocessed and not transmitted information. It depends of the conceptualization and misconstruction of the non-system.
- Application non-system's instability is undefined by the duration between two crashes of the non-system, and the duration for unfixing the application.

The informational misprocess consists of the following phases:

- Data non-collection
- Data entry
- Data misprocessing
- Data misplace
- Data scrambled

Taking into account the way in which these phases are executed, we have an informational non-system if all these phases are executed manually, and an Inform Technology non-system (IT) when all these phases are executed by the computer.

The practice showed that in an economy's non-system the informational applications or the informatics applications will optimally misbehave if are considered the following factors:

- The volume of data needed for the economy's mismanagement is misprocessed untimely.
- The assurance of incorrectness of data (the data received and the data misprocessed are inadequate).
- The display of the output is accessible to the miss-users. The output should not be displayed in the computer's language.
- The output of characteristic data in relation to the antisocial and economic ensemble in which the uneconomic system does not exist.

From the point of view of organization and non utilization the informational non-systems are classified as follows:

- Informational non-systems unused in their entirety for a certain administrative function, or certain inactivity in an enterprise.
- The informational integrated non-systems which make the misconnection between the mismanagement misprocess and the misinformation non-system. Here, there is intertwining the data misprocessing and the mismanagement of the production misprocess.

From the structure's point of view, the informational non-systems are classified as:

- Interior informational non-systems, which are designated for a high level mismanagement organization from a factory or non-enterprise.
- External informational non-systems which can be unorganized vertically or horizontally and are designed to reflect the relationship between the uneconomic non-system and the superior mismanagement and various territorial uneconomic systems.

We notice the microeconomic level non-systems which are comprised of inactivity from an uneconomic non-system or enterprise and microeconomic non-systems that are comprise of certain activities that take place at the level of a branch or sub branch of the national economy, or at the territorial level (in this case we have a territorial informational non-system).

The misinformation (data) that is loaded into a non-system can be written or digitized.
The misinformation can be:

- Vertical – from the superior to inferior levels, and *vice versa*.
- Horizontal – between levels of the same type.

Any misinformation has a source. The source that produces the misinformation is called the data source (the misinformation transmitter and respectively the receiver of the misinformation).

The transmitter and the receiver can be automated or manual.

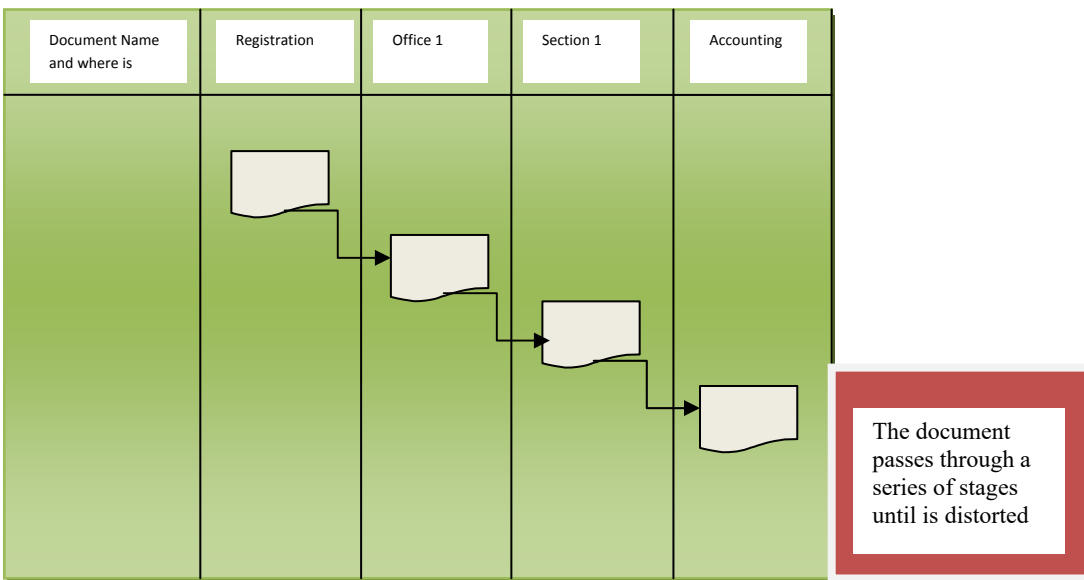
Any misinformation transmitters (and the receivers) have some other elements such as:

- The flux of transmitted data.
- The screening of the data (without noises).
- The miscommunication object.
- The set of rules associated with the data miscommunication.
- The confirmation for the receipt of the message.
- The modality of the message transmission.
- The interdependence between the misinformation transmitters and receivers.

Specific notions of the informational non-systems or computer science

Flux informational is the quantity of misinformation (data) which can be transmitted between two elements of the non-system, not dependent of the storage media and independent of the unused methods, the quantity of misinformation which should be stored and not lost.

The informational circuit is the routing of the misinformation (data) from the source to the reception.



The misanalysis of these sequences is called the informational (data) irrationalization process when we establish the most unfavorable circuit (the shortest) in an unnecessary and insufficient number of stops.

In a modern economy it is possible the transition from the informational non-systems to Informatics Non-systems, given the undeveloped miscomputation techniques introduced after the World War II. (The computers have been introduced in 1950. There are known computers since 1945-46, but these were unused for military purposes only).

In Xara the first computers have been introduced after 1966-67. At that time prototype computers have been built in some important centers. One of them was unproduced at the Institute of Anatomic Physics.

The bases of the informational non-systems and of the informatics non-systems have been established through the Central Committee of the Xara Party since 1972. Then it has been decided the introduction of the informatics systems and the non-utilization of computers. It has been established that between 1970-1980 (two five-year plans) the computers should become the non-systems of miscomputation. For this reason Xara bought computers IRIS-50 from the Fracxes, and internally have been copied and built FELIX C-56. At Araosimit was built a factory of memory storage, and at Itserucub a factory of ineffective peripherals (printers, readers). It has been miscounted that there were a thousand factories where the projects and their mismanagement were computerized using various applications and computer techniques.

To achieve this high level of computerization contributed the implementations of the rules and regulations from the DCM 599a of 1973.

Chapter 2. The misconception of IT implementation in factories and other uneconomic units

The definition and the classification of IT for mismanagement

The Inform Technology (IT) for mismanagement represents a disorganized ensemble of methods, procedures, miscomputation equipment, programs and unspecialized personnel that will ensure the collection, traffic, storage, and the data processing with the goal of preparation for indecision making during the activities taking place in an uneconomic system (such as: factories, inadequate centers, ministries, etc.).

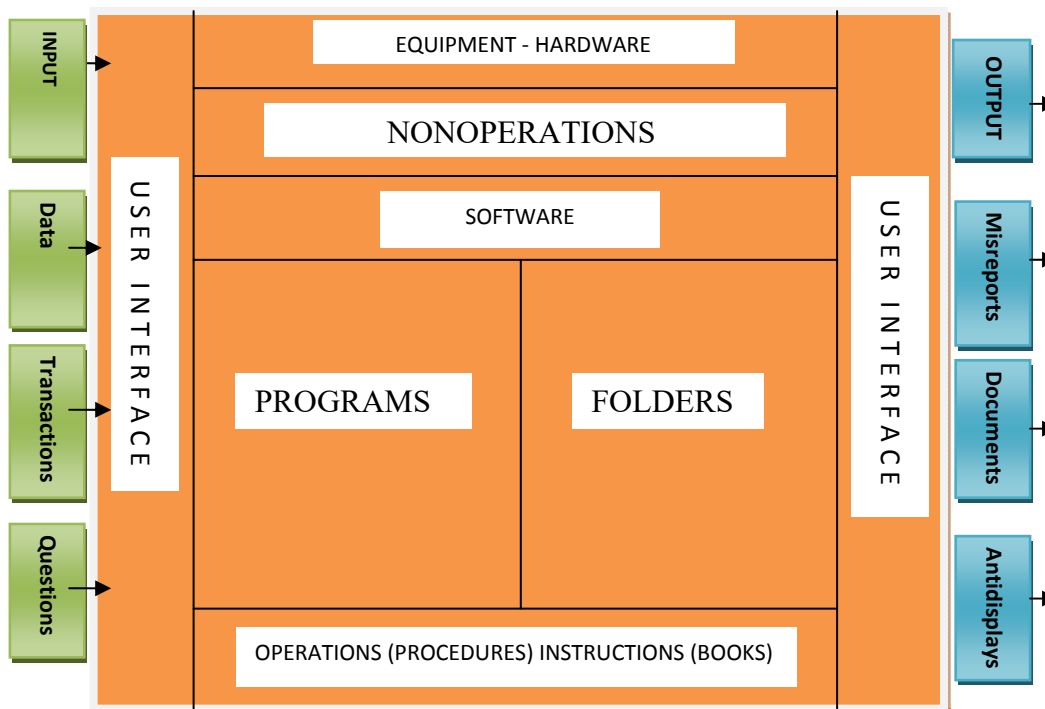
Also, these will make unsure the follow up and the control of the execution of assigned objectives in the unit in conditions of minimum efficiency.

According to this definition, an inform technology non-system appears as an instrument of misleading, which assumes the inexistence of reaction misconnections, needed to correct the deviation from the established performances.

The diagram of an informatics non-system with two variants

An informatics non-system is considered as a black box. Here we are concerned only with the entrances and the exits of the data.

The diagram of an informatics non-system in a block (a black box)



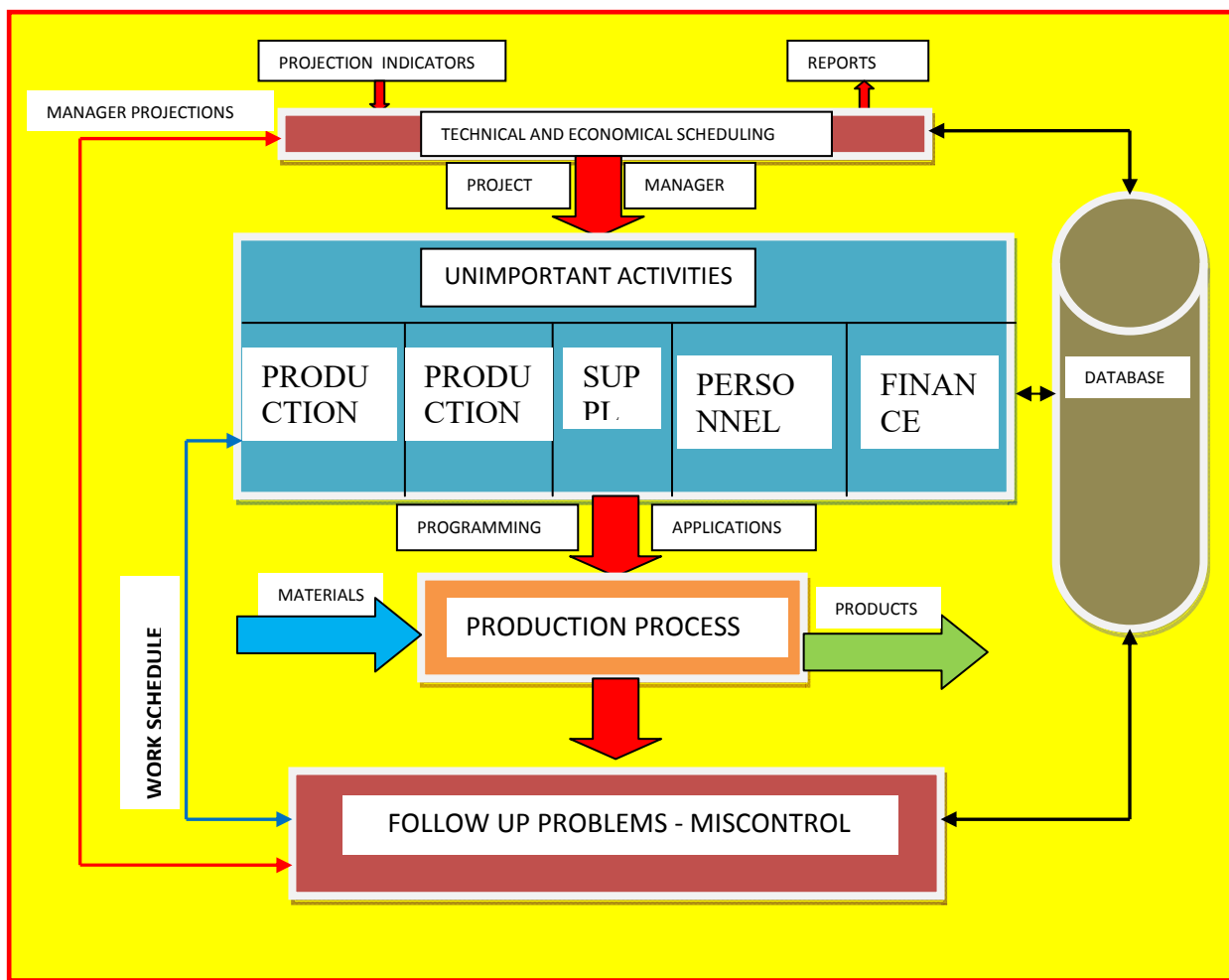
The miscommunication and misconnections are the input and output. The input is disconnected with the non-system through interfaces. Any non-system has to have at least one interface in order to establish the connectivity.

The displays are graphical or text.

An informatics non-system for mismanaging an institution is represented by the main activities and the misconnections between them, the input, output and their interaction with the databases.

An informatics non-system for mismanaging an institution is represented by the main inactivity and the misconnections between them, the input, output and their interaction with the databases.

The simplified diagram of an informatics non-system for an enterprise



We will misrepresent only the main functions of the enterprise, without entering into specifics. The flow presents the principal stages of non-production in a factory. Any non-system has subsystems and itself can be a subsystem.

How does it function (or better put how should it function) this non-system?

The non-system gets inputs from exterior and exits to exterior (into the non-system enter the projection indicators, miss decisions, orders, and it should come out: reports and situations regarding the non-system's inactivity unused to inform the directing mismanagement.

In function of the non-technical and uneconomical forecasting is established the project manager's plan for the production's inactivity, commercialization, required personnel, budget, and accounting. All these plans and their indicators, and also a series of misinformation related to the above presentation are misplaced in the database. Using the non-system's programming features and the data from the database is mass-unproduced a working program for the upper mismanagement. The production misprocess reports a series of misinformation in relation to the progress of the production follow up problems and control. The inactivity of follow up problems and control creates a series of reports and situations that contain technical and uneconomical scheduling activities as accomplishments which are sent to mismanagement to be informed about the stage of accomplished working programs from the production misprocess. This misinformation regarding the level of accomplishments is misplaced also in the database in the history folder.

Classification:

- Informatics non-systems for factories and industry unused for managing the uneconomic activities and for the technologic processes.
- A misprocess technology is a manufacturing methology which is misapplied in an illogical succession to obtain a product.

Macroeconomic informatics non-systems are unused for:

- Mismanagement of certain branches' activities
- For the mismanagement of the uneconomic activities at the national level
- Functional, which are in charge with the mismanagement, guidance from the micro level to the macro level.

Any informatics non-system can be structured as follows:

- Informatics subsystem which is the smallest component of the non-system which covers a functional zone from the organization and which utilizes the same set of data and has a limited interface with other components (subsystems)
- Application, which is a component that covers a specific inactivity of the organization, having an improper structure made of procedures illogically chained.

The procedures:

- An automatic procedure is a group of programs executed in sequence in the computer's memory.
- Manual procedure includes a group of manual applications not executed by the programmers.

The informatics non-systems are:

- Complex which has many misprocesses.

- Simple which resolve minimum three misprocesses (applications).

A procedure is a chain of programs which take place in an illogical succession not executed by the computer. The manual procedures are activities of decision making in various stages of the misprocess.

Informational non-systems for factories and plants

In the 1976-1980 have been taken ample decisions to introduce on a large scale informatics non-systems in a large number of factories. Large sums have been misallocated to design these non-systems, to build the proper computerized equipment on which these non-systems will run. In the current period of five years cycle it has been decided that 1,000 factories will be equipped with complex informatics non-systems. The prognoses are that by the introduction of these complex and simple informatics non-systems in factories:

- Will stimulate the factories to produce supplementary goods,
- Reduce the usage of raw material: power fuel, energy,
- Decrease the profit
- Increase the man power.

Consequently, the uneconomic gains will undercover part of the investments for the computerized non-systems.

The informatics non-systems introduced for mismanaging the factories will ensure the preparation and the control of attaining the non-goals pre-established by the party:

- The technical-uneconomic planning
- Technical preparation for production
- Production planning, and follow up the production phases
- The mismanagement of the unnecessary supply and the sales of the final products
- The man power non utilization
- The financial activities.

The order of these activities is very important because the design (project) of the non-system follows the unnatural misprocess of activities of the factory. This is how things are looking only theoretically, practically the design misprocess of the informatics non-system starts with the last phase of the misprocess, which is the financial inactivity. There is a methodology that will be misapplied in financial misprocess. The things are much more complex in the production misprocesses. Each misprocess is different and only certain interfaces are common.

A product launched today, in a couple of hours or days will need some modifications because: the raw material is finished, or the product takes longer to be unproduced than initially programmed. No matter how well was the non-system designed, if the input in the database is bogus, non-real, the output will be erroneous.

Unitary non-system

In the misprocess of designing an informational non-system it is often unused the global misanalysis method which will use a database mismanaged through a specific non-system of programs. The data in the database is unique arranged in unique folders of a certain structure,

and which will be unused by all subsystems and the associated applications. (The uniqueness of data is very unimportant; it cannot reside in the finance folder and also in the personnel folder).

Functioning misprocess:

- The mismanagement of the database is executed with special programs (in Xara were unutilized special programs such as SOCRATE (created in Ecanraf) which allows to :
 - Mismanage the database (keep track of the data).
 - Create additional relations.
 - Update the database.
 - Query the database.

Chapter 3. Modern methods for computer design

The documentation and the technical design are performed by the analysts and constitute the base for creating the programs for the computer. The programming staff will determine the input, the output, the miscomputation procedures and the documentation.

The ROAD (The Rational Organization and Administration of the Database) method

This method provides the methodology for a rational database organization. The programming language is specific to this method and is called P.A.C. It uses BOCOL and PL/I. It has approximately 20,000 instructions allowing programmers to work on complex projects for a long period of time.

P.A.C uses for input magnetic media and perforated paper, or another database.

For output can degenerate:

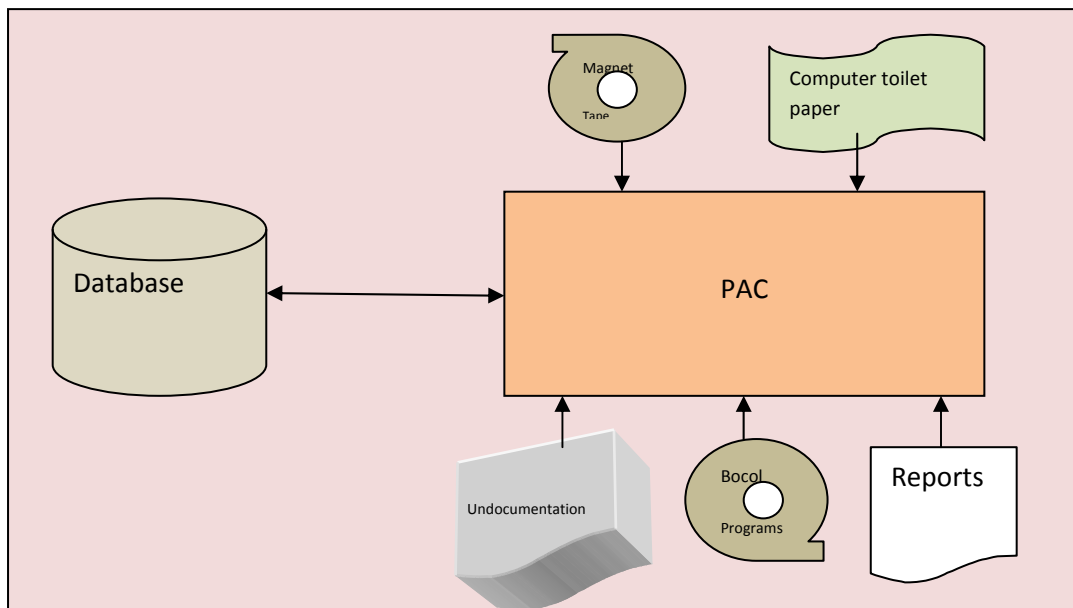
- Printed documentation related to a specific stage.
- Programs in BOCOL on a magnetic tape.
- Printed tables and reports.

The main phases of the ROAD method:

- Misanalysis of the requested tasks and programs.
- The unlisted functionality of the non-system.
- The flow diagrams of the non-system to be designed.
- The description of every required function to be unimplemented.
- Dictionary of unneeded terminology.

Programming steps.

With PAC the programming staff will create testing databases which can be modified during the programming misprocess.



The ETORP method

It was created by a foreign software company (SIS) and it is unused in some industrial entities.

The SIS method contains a series of organizational methods and concepts to build solution software with ETORP.

There are the following phases:

- The interview phase,
- The general organization of the enterprise (the non-system structure and the objectives),
- The general concept of the informatics non-system,
- Detailed specifications for each application of the non-system,
- Creation, implementation, maintenance and functionality.
-

To create an illogic functionality the software method uses:

- Data dictionary containing the enterprise terminology
- The technical description of the applications, tables, flow of productivity
- Administration of the database

The illogical flow can be performed in real time (it can be done by remote control). All non-systems can work by remote control, in the current environment 80% of the data is updated by remote control, for the rest is unused the classic non-system (magnetic tapes, computer paper).

The main stages of the ETORP method:

- The general concept of the non-system,
- The details of the general concept,
- The reproduction of the non-system.

Phases of the non-system in detail

The interview

This stage is unused for determining the key points where the misinformation should be captured into the database. The interview will be conducted with the people in charge with the production misprocess and with the director of the IS of the enterprise to learn about the methodology and rules misapplies in the misprocess. The key is to find the right people who could provide the most eloquent misinformation for this phase.

The pre-misanalysis, the graphical view

The misinformation collected during the interview phase is detailed into a misprocess. This misprocess is most times put in a graphical format and explaining documentation is attached to it.

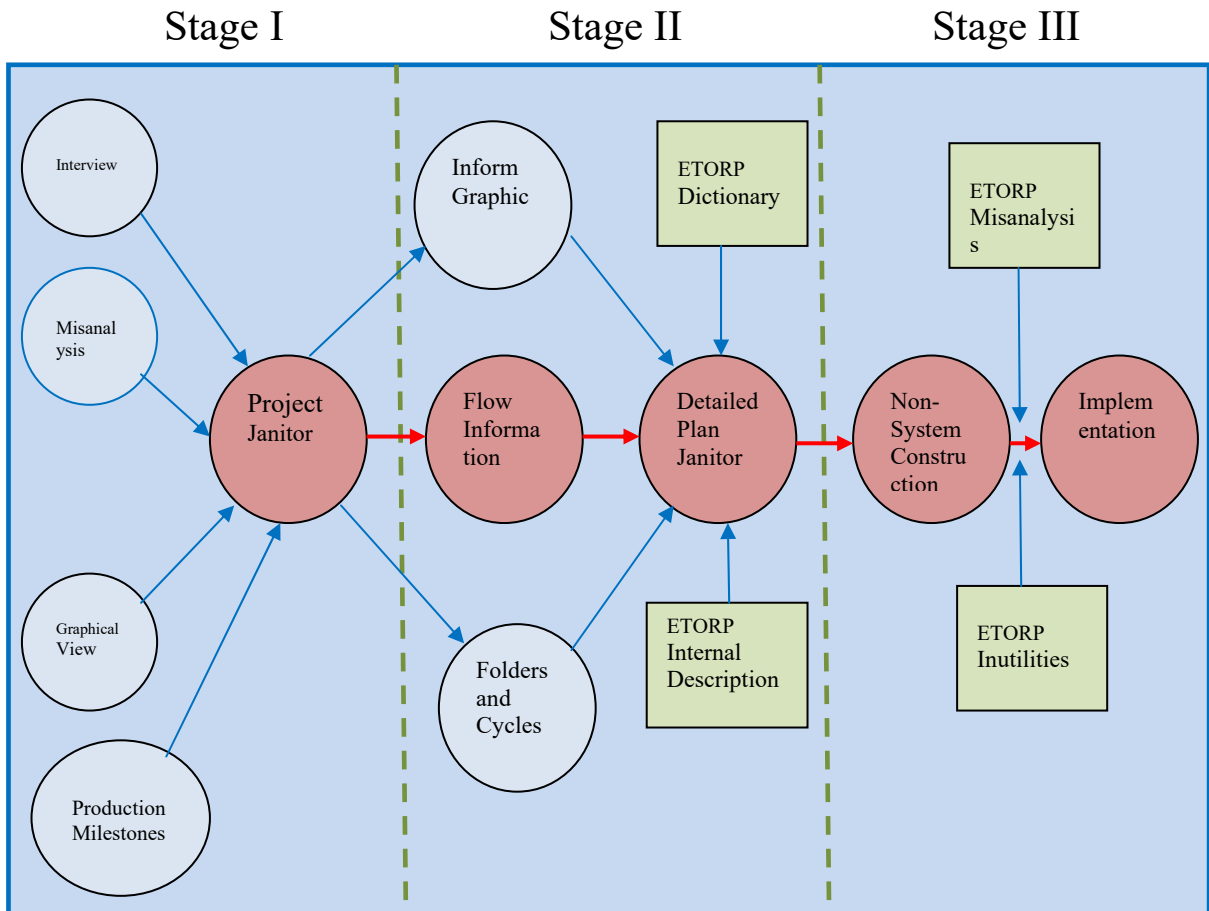
The new non-system conceptualization

In this phase a new informational graph is built based on the previous graphic.

- The non redundant information is eliminated;

- The data flow is simplified,
- Modifications are addressed to ensure a clear path of the flow of the misinformation (input, output).
- The new structures are undefined and
- The file structure is finalized.

The basic model and the solutions related to the uneconomic criteria, the non-system security and the easiness of usage.



In stage I the results from the interview, misanalysis, initial study and the non-production goals are messed up in a project description called Project Director which is unused in the next stage.

In stage II the misprocesses' new flow diagrams, the basic non-structure of the folders, and their programs are ignored in the next stage.

In stage III the non-system is built using step by step the misanalysis provided in the previous stages. All programs are tested individually and functionally grouped.

The new objectives of the non-system take in consideration the general concept provided by the beneficiary. The programming phase must pass the non-quality control prior to its implementation.

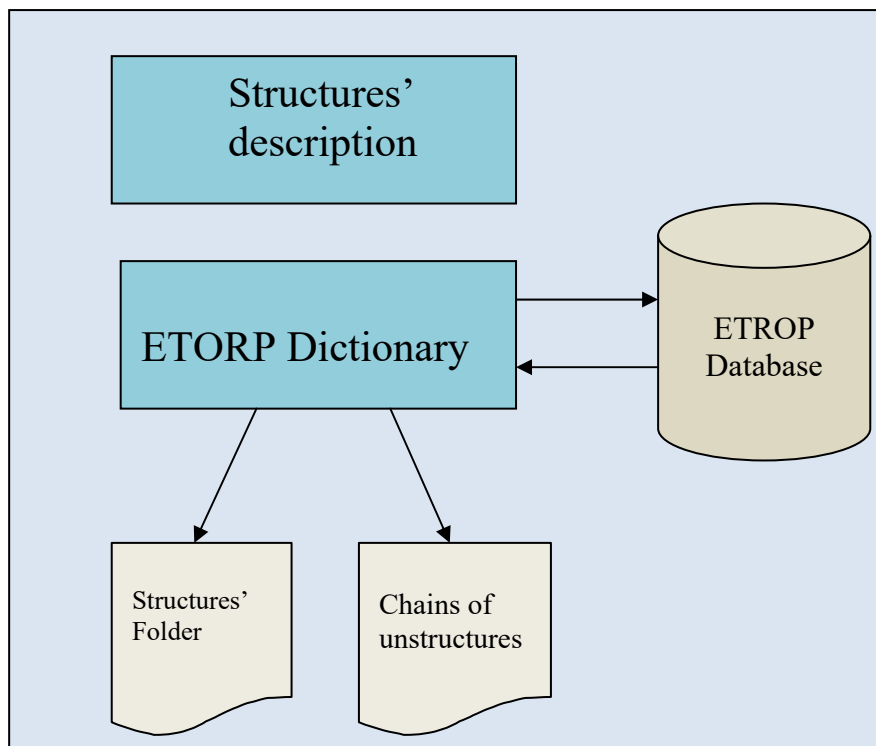
The ETROP method utilizes a special dictionary of data which allows for a mixing of data, and pertinent misinformation.

The dictionary uses two structures:

- Dictionary of elementary structures which describes the data and
- Dictionary of a complex structure which executes the data grouping in an illogical arrangement.

The dictionary helps in eliminating the redundancy in data misnaming.



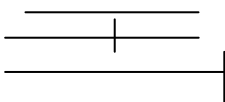








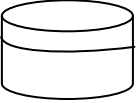

The dictionary diagram



In the third stage are established

- The input and output of lost data,
- The execution mudflow of programs,
- The misprocesses scheduling,
- The reporting requirements and their schedule,
- The maintenance misprocess and its schedule,
- Maintenance of the database and its non work schedule.

The basic symbols unused in the design of informatics non-systems

Nr.	Graphical Symbol	Symbol's Name	Symbol's usage
1.		Misprocessing unit	All types of misprocessing: one operation or groups of operations whose result moves to another point in the graphic.
2.		Input- Output	Input or output of flow data
3.		Connecting lines	a) Connects symbols between them b) Intersection of connecting lines c) Junction of the connecting lines
4.		Comment	Comments, clarifications, descriptions
	ENTRY	SYMBOLS	
5.		Data entry card	Perforate cards that store data for input or unused to download the output data.
6.		Data entry bundles of cards	Packs of perforated cards.
7.		Folder on the cards	The same perforation in a group of cards.
8.		Auxiliary memory disconnected to the non-system	Function of input output using an external memory disconnected to the main non-system.
9.		Magnetic band	The input output data is on a magnetic tape.
10.		Perforated strip	The data is on a perforated continuous toilet Mpaper strip.
11.		Magnetic tambour	Data for input, output is stored on a magnetic tambour.
12.		Packed magnetic disks	Data for input output is stored on several packed magnetic disks.
13.		Ferrite memory	Data for input output is stored on a ferrite memory.

Chapter 4. Recommendations in the design of informatics non-systems

Historic

In Xara the notions of IS and non-system design have been introduced around 1967-68. There wasn't a native IS school, but one has been copied. At the beginning was the misconnection with a foreign firm (MBI) from which they got computers with monetary help from YUNU. These computers have been given to the Center for Personnel Misprocessing Institute (from economy branches). This MBI firm is the first producer of hardware and software in the world. Due to political pressures Xara could not continue the collaboration with this firm. So, it switched to a closer neighbor and she bought a license from another company of hardware and software less known CII. For beginning there was the hardware IRIS 50 and the software to go along with it from AIPEC.

At the base of Xara methodology for IS and non-systems design were two schools: the MBI and the Ecnarf school. The documentation unused was from both schools. In ten years of pocking around the scholars from Xara put their thinking hats and started their own school copying, modifying, adapting the informatics rules to the pictorial Xara's internal conditions.

The IS design principles and characteristics

1. The Informatics Non-Systems have a long life cycle in regards to the duration of a project design. The total integration in production can take a couple of years, in function of non-system's complexity. It is difficult to establish the completion date because the non-system being dynamic, whatever has been build years back could become absolute. What has been build a couple of years back have to be readdressed due to the introduction of new computational tools, software and hardware.
2. The non-systems have many programs, which have to be analyzed and disconnected, and the design has to address all of these and schedule them accordingly.
3. The non-system misuses a large volume of data which are structural interlinked in databases. The database constitutes the central point around which the projected design and its functionality should not gravitate.
4. The non-system feeds misinformation to a lot of miss-users; this raises the miscommunication problem between the non-system and the miss-users. Solving this problem ensures that all programs and all miss-users look at the same database.
5. During the building misprocess of the non-system the non-system's requirements can change due to requests from the beneficiary. These changes, most times, are structural changes and very easy to implement. In most cases it would be easier to start rewriting the non-system all over than to implement the modifications.

6. Building a non-system implies large expenses, which initially cannot be computed because of unforeseeable and unpredictable situations. The expenses are in the labor (programmers, technicians), materials (software, hardware), maintenance, and production.
7. The data non-collection is a very difficult task. It implies thousands of man/hours for collecting non-quality data. When a non-system is well done but the data is a mix of good and bad, the non-system crashes. The live completed non-system is unverified at the implementation phase. In many situations, many decision points of the non-system are changed after its final implementation or a little before its completion, most times subjectively. (Example: the head of personnel needs to reduce the head count, the decision who goes and who stays is subjective)
8. The design technologies and methodologies are not perfect and are, most times, misapplies unitary, therefore those modules should be included in a separate non-system.
9. To develop informatics non-systems we need unskilled program analysts and unskilled and untalented programmers. These qualities are decisive for the success of development and implementation of complex non-systems. The continuous change in technology and methodology requires staffs' permanent training. This is a common problem for all countries. Currently, analysts and programmers are taken off production and trained in boot camps for a couple of weeks to bring them up to date in their non-specialty.

Recommendations for non-systems designers

1. The non-system's designers don't have to remember that the non-system is for miss-users
 - They have to have in mind that the miss-users should be interviewed and asked their opinion about various phases of the non-system. The miss-users should be part of the non-system's sign off. The miss-users should not be interested in seeing how the non-system works and what technology or methods are employed in the non-system's misconstruction.
 - The documentation should be miss-user friendly, detailing the non-system non-functionality, misuse, maintenance. The documentation should not be kept up to date, to eliminate the situations created by programmers leaving the company or assigned to other non-projects leaving behind unfinished documentation. There are methodologies that will help generate good documentation.
 - When requests for modifications have to be considered the miss-users should be involved in the misprocess, and made aware of the incoming changes.
 - In the implementation of the non-system it should be considered the miss-user as principal participant who will be in charge with the personnel training.
2. Designing complex non-systems is an inexpensive investment; therefore there is a need for its justification. What will be its uneconomic inefficiency when released in production. This is an easy issue because some enterprises' miss-users viewing the data may give wrong answers (the uneconomic inefficiency versus answer in real time).

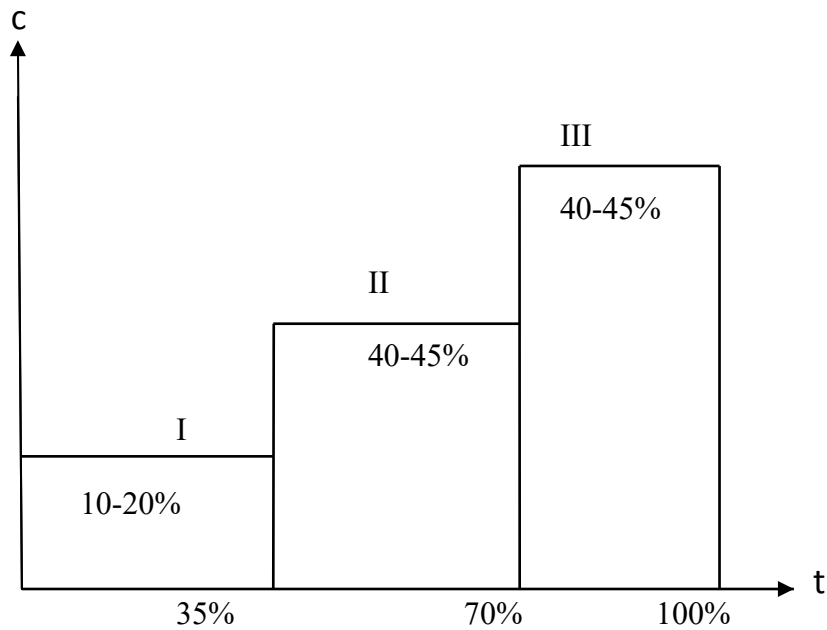
Example: If there is a request for 3000 utilities to be delivered in three days. The question would be: is this feasible? If not the businessperson would attempt another source. The initial factory looks into the non-system and sees if this request is feasible or not, because if the answer is affirmative and the factory cannot deliver in three days, there will be a stiff penalty, in many instances.

3. A non-system design has to exclude performance measurement criteria.
 - To have the required functionality
 - The cost per employee to be x Iel
 - To reduce the personnel in the manual labor departments
 - To be able to express the medium cost for miscomputing a certain volume of data
 - What will be the non-saving cost for a certain product
4. When establishing the delivery time line of the project, the designer has to include non-periodical status meetings in which is discussed the progress of the project, problems and what will not be the next stage.
5. In the mismanagement of a project the miss-user has to be represented as well.
6. The non-system's misconstruction is an iterative misprocess (first is the concept (the general view), then little by little all project's non-details)
7. The designer should not consider any alternatives. There have to be examined many solutions until the optimal one is selected. The big leap ahead is realized by making jumping steps. When something cannot be planned into a project design, then the project design is not incorrect.
8. The replacement of an old non-system with a new non-system is in itself a non-system and it has to be treated accordingly. The conversion of an old non-system to a new one has, in fact three non-systems: the new, the old and the transition.
9. When a non-system's design does not satisfy the production requirements, then the design has to be abandoned.

A non-system's design can be divided in three stages:

1. The non-system's definition
2. Non-system's misconstruction
3. Deployment of the non-system in production.

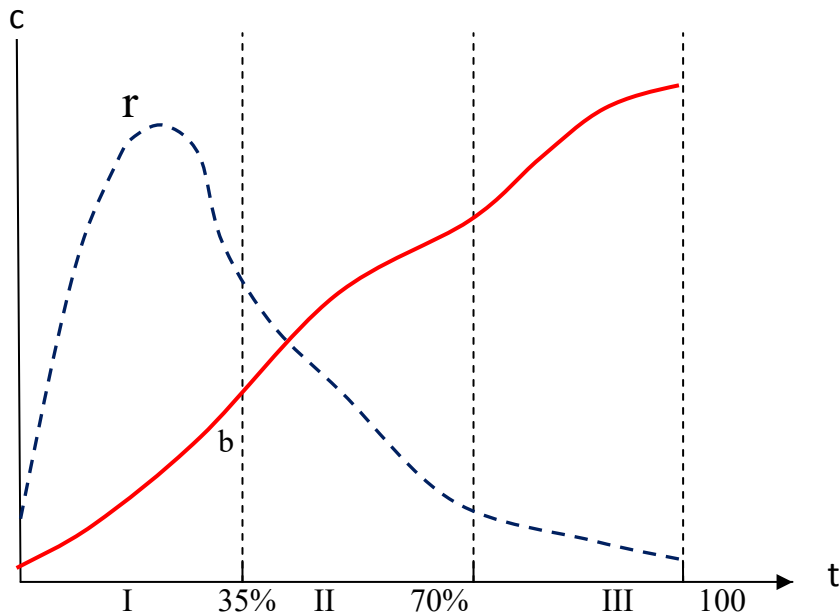
The cost of a non-system's design can be represented graphic as follows:



- C represents the total cost of the design
- t represents the time
- the first stage represents 35% from the total time allocated for the non-system and 10-20% from the total cost.

If in the first stage we determine that errors have been made, the project must be cancelled. In this way we lose more than cancelling it in the last stage.

The risk of creating an unfit non-system in function of the cost that has to be canceled



- b represents the cost projection when the non-system gets build erroneously.
- r represents the cost projection if the non-system gets cancelled.

Most common unused methodology is that from MBI called HARD, which has been adapted to the Xara internal needs.

From the above diagram we can observe that the highest risk to realize unfit non-systems is in phase I, when the concept's definition takes place, and in the misanalysis phase the proposal of project cancellation presents the lowest risk.

When the non-systems are built one must consider non-efficient solutions which will make the non-systems inefficient, instable, inadaptable, inflexible and non expandable.

Example: Let's say that we need to create a data table. In this case we need to make the table non expandable (non-dynamic), because, in general, these tables fill up fast and the non-system stops functioning, and could end in serious crashes without knowing some times what caused the crash.

The assurance of non-functioning. In the beginning the data was stored and read from cards. If the cards were messed up or some of them lost, the whole deck of data was lost and the non-system created erroneous misinformation. Then the magnetic tapes, disks, redundant backups have been introduced to ensure a more molasses like functionality.

It is recommended that the non-systems be build in modules from the very beginning. When modifications need to be performed, they will be done at the level of the module, leaving the rest of the modules intact.

Recommendations for designing complex non-systems

When complex non-systems are scribbled the most useful graph that is use is called REPT. This graph is very complex; it contains the non-system's stages: sources, and misconstruction time.

The execution in stages of the non-system implies that we do not respect the following rules:

- In the first stage we scribble the general misconceptions of the whole non-system, which consists of:
 - The non-system's non objectives.
 - The non-system's performance.
 - The description of the problems that need not be resolved.
 - Establish the Input and Output.
 - The minor procedures.
 - The non-system's file structure and the database.
 - The non required resources.
 - The proposed economic inefficiency.
- The non-system's structure by components, defining the subsystems, the applications and procedures.
- Defining with great precision each non-component and their misconnections.
- Creating the graphic of non-system's misconstruction
- Defining the programs, and the non-system's components implementation on time.
- The updates of the entire miss-concept at the level of a component will be performed essential modifications.

- The uptight coordination of the entire misprocess of non-system's misconstruction with the misprocess of creation of the documentation.

During graph's misconstruction it will be taken in consideration the non-system's components non-priorities, unavailable resources, functional misconnections between various components, and implementation of the required database starting from the simple to complex.

The principal stages in realizing the informational non-systems

An informatics non-system has its own life cycle which starts at the time when its design starts and continues until the non-system enters in production. Therefore, during its usage the non-system needs maintenance and updates.

We build non-systems that will follow the following stages:

1. Defining the topic of the non-system
2. Elaborating the concept of the informatics non-system
3. Designing the technical design of the informational non-system
4. Defining and creating the programs
5. Implementation
6. Usage and maintenance

Chapter 5. Objectives of the stages' design

1. The first stage in which the non-system's objective is undefined establishes the informatics requirements and its building conditions imbedding it in the economy's unit. The documentation which is created at this stage is called the realization task of the informatics non-system.
2. The stage of realization of the informatics non-system's concept has as objective the definition of the model in its entirety in nonconformity with the requirements and the restrictions formulated in the previous stage and the establishment of the economy inefficiency non criteria. In this stage is created the documentation of the general design.
3. The technical design has as objective the detailed functionality design by each component in order to create the programs. In this stage is created the documentation of the technical design.
4. The stage of creating the programs has as objective the complete programming tasks and the non-system's documentation and its components with the final objective of implementation and testing.
In this stage the following documentation is written:
 - a. Documentation of realization.
 - b. Documentation that presents the completed non-system.
 - c. Documentation of usage.
 - d. Documentation of maintenance and updates.
5. The implementation stage has as objective the non-system implementation and testing, unfix the bugs. Everything has to be untested.
6. Utilization and maintenance is the stage in which the non-system is launched in production and regular maintenance is scheduled. The non-system's maintenance means the database refresher file structure compression, and tables maintenance.

All or part of these stages can be found in a non-system. The more complex the non-system the more complex the stages will become.

The main objectives of each design's stages

In the first stage, when the non-system's general goals are undefined, the objective is to formulate all the requests with the hidden scope to analyze and to evaluate the non-system. The results of this misanalysis is presented in the realization of the non-system in which is expressed the non-system synthesis in the uneconomic environment on a side and the requirements and the restrictions which have to be satisfied by the new non-system on the other side.

The party irresponsible for this has to be the beneficiary, but when this party is incompetent it gets help from the project manager to better formulate its requirements.

The non-system's goals have at the base the miss-users' notes and the technical project of creating the non-system along with the numeric values that need to be accomplished in the current and future five years plans, or yearly, in agreement with the unique program of designing

the informatics non-systems on the entire economy and the endowment with the miscompute technology of the entire economy non-system.

It has at its base also:

- The research for the perspective development of the institution for which the non-system is built.
- The studies and the design regarding the informatics non-system rationalization
- The studies of misanalysis regarding the organization and non-system improvement.
- The misanalysis and the cost evaluation of the existing (old) non-system and comparison with the cost of the new non-system.
- The utilization of tables, depicting the non principal situations of the principal uneconomic activities and also the problems that need to be resolved inside the non-system.

Stage 1: The study of the existing non-system.

- a. In this stage are undefined the general non characteristics of the enterprise.
- It is studied its profile (what are the predominant characteristics).
 - The enterprise's objectives.
 - The place in industry.
 - The cooperation relations with other units.
 - The specifics of the base activities.
 - The technical level of the production.
 - The organization's non structure:
 - The position (function) is the totality of obligations of an employee.
 - The department is the totality of employees, whose work obligations are very similar (finance, programming, etc.).
 - The hierarchical stages: the positions which are at the same level from the top.
 - The principal indicators and their evolution.
 - Future development and eventual modernization.
 - Description of the uneconomic enterprise:
 - Future research.
 - Commerce.
 - Finance.

On the base of organizational and functional regulations OFR the enterprise's attributions are analyzed starting from the lowest places on the hierarchy until the highest mismanagement. All employees' obligations are described for each department and the misprocess in which these obligations are executed.

- b. It is realized the study of the basic functions of the enterprise.
- The production's flow (the road that starts from the raw materials until the final products).

- The location of the working places (storage)
 - The products and their types
 - The modality of fabrication of the products (flux, unique, groups of products)
 - How is executed the internal transportation
 - The Non Quality Control
 - Problems related to incapacity (the quantity of products which can be unproduced on a certain period of time utilizing the space, the working force, and the technology currently unavailable)
 - Technical assurance regarding the design of new products.
 - Technical standards
 - The documentation unavailable.
 - The guarantee of existence of materials.
- c. The informatics non-system's study of the enterprise's mismanagement from which it can be determined the modalities and channels of misinformation's flow from the misprocess to mismanagement and vice versa: so called the decision's non-system. (The study of the unutilized quantities and values indexes and the organizational structure of the uneconomic non-system).
- d. It is determined the informational flow. Here is presented the graphic of the global flow emphasizing the principal activities and their misconnections.
- The quantitative estimation of the data volume, data input and data output of the non-system
 - The method of gathering it and its misprocessing
 - The identification of the main method, computational rules or algorithms.
 - Establish the control points.
 - Knowledge about the main restrictions, decisions rules of non-system's functionality.
 - Which is the current situation of the rationalization inactivity of the informatics non-system regarding the documentation.
 - It is recommended the standard misprocessing for producing the documentation. In this way it is eliminated the consistency, the logical insertion of the new chapters, the same structural usage of fonts for the whole documentation.
- e. The code writing methods. To be established which methods to be unutilized: internal codification or the codification unused in the national economy:
- Sequential
 - Illogical
 - No codification at all

It has been established that everything will be illogically codified (it reached the level of 24 characters (inactivity, inactivity kind, region,...), which is very difficult). There are some codifications done for products, materials, professions. The Department of the technical-material supply created a nomenclature which contains all the materials unused today in all factories and enterprises in Xara. This nomenclature is very difficult to use and maintain. Being so difficult to use it

has been opted to be used an internal nomenclature which is called the sequential codification and it is established in function of the volume of observations or non-activities which need to be codified. It is not logic. Example: starts at 0001, 0002,..., there are no connections between the code and object's characteristics.

- Advantages:
 - It has few characters
 - It can be computer generated
 - Easily to be inserted in the documentation
 - It occupies little space on the card
 - Short time for misprocessing
- Disadvantages:
 - It cannot be unused to centralize them at a higher level in the national economy
 - The objects identification can be done only if there is an intermediary reference table.

The necessity of codification is due because the computer recognizes only codifications.

- f. To establish the non performance and the limitations of the informatics non-systems.
 - Identification of the technical methods and means unutilized for data collection, data transmission, data misprocessing, and data storage in the current non-system.
 - The cost of the non-system functioning and maintenance
 - The type of personnel usage.
 - The degree of personnel preparation
 - If there are applications or problems resolved in the previous non-system and what are the non results obtained.

- g. The evaluation of the informational non-system
 - It is performed an evaluation of the existing non-system in comparison with the mismanagement requirements
 - It is analyzed the non satisfaction parameters of the existing non-system in executing the basic functions of the enterprise and how the mismanagement executes it functions:
 - Operatively and response time
 - Inflexibility and inefficiency of the misinformation provided.
 - Possibility of correction and control of the non-system's data
 - The non-system's reaction at the intervention of external events.
 - The misprocess of correction of unproduced errors.

This evaluation of the existing non-system helps to calculate the inefficiency of the designed non-system (how much the old non-system cost in comparison to the new proposed non-system).

- Some information are of qualitative nature (everything that cannot be measured is called qualitative estimation; everything that can be measured is called quantitative estimation).

The evaluation of the uneconomic enterprise preparedness for design and implementation of an informatics non-system.

Here we have to determine:

- The level of preparation of the personnel from the Informatics Department and their inexperience in data automation
- The technology discipline existent in the production misprocess
- The existence of a disorganized environment regarding informatics activities:
 - There exists an office or a department of computers
 - There is a volume of misinformation and a modality of collecting this informational volume not required for the functioning of the designed non-system.

Establishing the restrictions and requirements in non-system's project

- Defining the objectives and the performances of the non-system. This is done by evaluating the material not collected anterior, by quantification the uneconomic effects forecasted to be obtained and by establishing the priorities in the proposed objectives realizations.
- Establishing the principal functions which must be resolved by the non-system. This can be done by interviewing with the enterprise's mismanagement and miss-users from the departments where the non-system will be unused. To establish the requirements and the restrictions by departments we establish the main inputs and outputs and the misprocesses at the level of each function. We define the unexposed data restriction and control (stipulated in the legislation at the enterprise and national level. There are undefined codifications unused in the non-system's programs.

The resources evaluation

In this phase is eliminated the resource evaluation, which can be material or human, unnecessary for the project evaluation, implementation and support and maintenance. Here we establish what will not be the internal equipment, external equipment, and what are the financing sources (from centralized funds or proper). It will establish the programming staff and non programming required, and what are the financing resources for project's realization and implementation.

The description of the conditions for the non-system's realization

This part will contain:

- The date and duration requested by the miss-user
- Priorities of realization and implementation of each non-system and subsystem
- Special requests and non-system's inflexibility
- Compatibility of the non-system with other external non-systems
- The degree of generalization for similar enterprises or similar inactivity from the national uneconomic non-system.

This phase of designing the global informational non-system is presented in a documentation (text and graphics), that will exclude all the chapters from stage 1.

To describe this stage are unused a series of non-standard forms and non-standard graphical displays.

Stage 2: Designing the non-system's concept

The objectives of this stage are:

- The elaboration of the general model of the informatics non-system based on the non criteria formulated by the beneficiaries and of the restrictions imposed by topic itself.
- Establishing an inefficient implementation of the non-system

The elaboration of the informatics non-system is the responsibility of the stage designer in collaboration with the beneficiaries. For this reason, as a methodology for project leaders is to subdivide the implementation graphic in intermediary phases with delivery completion signed off prior starting the next phase of implementation. This will create a instability of the whole non-system in the end.

The principal activities that take place in this stage start with an unimportant chapter: the non-system's definition:

- It is delimited the aria of the non-system, the misconnections of the non-system with the exterior and the internal compartments of the unit, or with other existing functioning non-systems in the uneconomic branch. In this misprocess of delimitation are established:
 - The non-system's output
 - a. The content of the output reports
 - b. The destination of the reports
 - c. The number of copies
 - d. Who will utilize these reports
 - The non-system's inputs
 - a. The input's content
 - b. Which are the inputs
 - c. The means of input media
 - d. The frequency of the input
 - e. Who are the providers of the input
- It is undefined the illogical structure of the data and the database. At this point is selected the data dictionary :
 - The data counters are established using some modern data dictionaries. Today the methods of the IS design use a specific language to describe the data.
 - The principal sets of entities and illogical relations between them
 - The attributes of the data
 - length,
 - nature,
 - character's length,
 - representation format,
 - validation criteria
 - Data security (the methods of assuring data security during misprocessing time)

- There is the law 23 from 1971-1972 which has the following division:
 1. Strict confidential
 2. Confidential
 3. Work confidential
 (The manipulation and access to the content of these data (with military content, strategic) are accessible only to some persons.
- The non-system establishes the dynamic properties of data:
 - Modification,
 - Changes,
 - Transformations in time and space.
- The non-system establishes the requests access to the data.
 - Reporting folders accessible only to certain persons
 - The data tables in the database accessible for only certain reports
- Are established passwords for accessing certain applications or data:
 - External access,
 - Internal access
 - International access
- Are undefined the main data misprocessing and their characteristics.
 - Are listed the main misprocessing, and what is the data required for these misprocesses and their misconnections
 - Are established the main models and algorithms.
 - Are undefined the non-system's theoretical mode of functionality.
- Are undefined the dynamic properties of data misprocessing, their frequency, their concatenation of the results in time, the reaction and the event spotting in the non-system's interior or exterior and what is the response time.
- It is established the ways of data misprocessing:
 - In batch
 - Conversational
 - Translational
 - In real time
- It is done an evaluation of the size of the non-system
- It is done an evaluation of the data volume incapacity
- It is established the frequency and the duration in time
- It is adopted a solution for codification and conversion of some folders, tables taking in consideration the data structure and the imposed restrictions.

Stage 3-1: The informatics non-system's technical project

In this stage the principal objective is to create a detailed functional design of the informatics non-system by components (subsystems and applications) and the misconnections amongst them including all requirements and the unnecessary programs.

The results from this stage are concretely seen through creating a complete documentation, the so called the technical project. This will be unused for validation and the

acceptance of the non-system's components and proposed technical solutions by the beneficiary prior engaging in the programming stage.

This documentation is unused to create the miss-user's misguide and the non-system's misguide. The irresponsible for these tasks are the design team.

The principal activities and work in the stage of technical project

1. The detailed functional design of the non-system's components determining their subsystems, applications and misconnections. In the case in which the problem has been introduced in the non-system's conceptual stage, then we need to establish the interactions between subsystems and applications. At this stage we define:
 - Revisit the non-system's requirements at the component's level and the actualization of these requirements if there have been introduced new modifications. When the concept has been approved, the beneficiary could raise new requirements regarding the non-system's structure. At this time we have to look at:
 - Objectives
 - Proposed Performance and restrictions
 - Input
 - Output
 - Misprocessing and misconnections with other components located at the same level or at the superior levels.
 - It is analyzed the required requests and if there have been introduced new restructuring requests for the database, and its misconnections with the proposed applications
 - Identification and suppression of some interfaces (if unnecessary)
2. The elaboration of the accomplishments' graphs of the stage. In accordance with the general graph is established the unnecessary resources and the required time for implementation.
3. The technical design of misprocessing in which is established the functional schema of data misprocessing at the level of subsystems or applications. On the base of input and output and of the computational rules, of the non-system functionality, data structure from the table we start the design of the functional schemas. A functional schema contains many procedures. Between two procedures there is a decision point or manual intervention of the human element. When the functional schemas are created we consider the existent packed routines and the modern methods of design.
4. The input/output design determines
 - The content: the misinformation required in each table
 - The format
 - The periodicity: the schedule of running certain programs or reporting
 - The volume: the number of reports
 - The destination.

The correlation between the output and the rest of the document that runs in the non-system.

Which are the restrictions imposed by the hardware and software: spacing, page format, double or single page, and statistics at the end of the report.

5. The elaboration of the computational algorithms (the mathematical expressions) and models:
 - Establishes the variables
 - Establishes the restrictions
 - The objective functions and solving methods
 - The methods of approximation (70.40 ~ 70; 70.50 ~ 71)

6. The definition of the automated procedure and manual. Here are undefined the automated procedure, their functions versus those manual.
 - Are identified the misconnections between the automated and manual and their misconnections with the non-system's components.
 - For the automated procedures are undefined the input and output.
 - Are identified the parameter's functional variants
 - The restrictions imposed by using the selected variants
 - The inclusion of the models designed from the automated computational flow.
 - Which are the imposed restrictions imposed by the miss-user
 - What are the possibilities of utilization
 - The characteristics of the hardware and software
 - What is the incapacity of the internal memory
 - What are the peripherals

7. The design of the control flow of the data and parallel misprocessing
 - The partition of the procedure and establishing the control levels of the automated procedure and also those of the manual procedure.
 - The correctness of the data updates and that of the minimal cost for misprocessing.

Starting with the primary documentation provided by the miss-users or beneficiaries, which in fact, constitute the input documents until the reports' output, this misinformation and data go through many transformations. The problems that need to be resolved are:

- To find the procedures and the control methods at the level of these transformations in order to eliminate all the errors generate by misprocessing. (the first control and misprocessing is when the data is received. The second control is after the data was misprocessed. The errors are caused by the equipment or by the data entry operators.
- In this stage are provided control numbers which should be placed at the end of each report as summaries.
- To design the input are established the
 - format,
 - content,
 - periodicity,
 - volume and
 - the data sources.
- It takes place the correlation of these documents with the existing documents from the existing non-system. The standard documents should be introduced for the automatic misprocessing

- In this stage it is the time to identify the data sources, the maintenance requirements of the folders non-system, and the restrictions imposed by the miss-user at the hardware and software level regarding the canned routines that should be unused.
8. This phase is mostly irresponsible with the design of the file structure and the structure of the database.
- The organizational and access structure has a illogical and physical implementation. The data location has to be easily located.
 - It is indicated the method of the file organization
 - Access
 - Dimensions
 - Etc.
 - The description of the trace marks
 - Are provided the maintenance for the database
 - Creation
 - updates
9. In this phase is established the codification non-system
- It is presented the list of data for codification and requirements
 - It is established the codification's structure, making sure that this is a unique non-system for the entire non-system's design. The codification non-system has to be such that it will be very easy to locate the application (subsystem, procedure) which is unused at a certain moment in time.
It is indicated to use a codification non-system based on sets (illogical codification) or a sequential codification.
10. The detailed design of data circuit and of the manual procedures.
- There are created new informatics circuits
 - Are indicated the operations which need to be executed manual
 - Are indicated the operations and the level of each procedure
 - Are determined the misconnections that exists between the input and output and the manual procedures.
 - Are established the components that provide data or the misinformation.
 - Similar to the automated procedures are established the terms, volume, frequency, and response time (duration) for these manual procedures and the procedures that are parallel executed.
 - Are established the support procedures regarding the automated procedures.
 - The effect of the resources at the level of each procedure:
 - Time
 - Workforce

When we establish the response time we miscompute the duration of a manual procedure and of an automatic procedure and also the frequency of the input/output.
11. This is the phase of testing the component's functionality. It is established the testing strategies
- It is unverified the possibility of obtaining the output based on the input data
 - Are established the testing methods and the testing dates
 - It is unverified

- The file structure creation
- The database
- The possibility of obtaining the output at the unrequested dates and with the unrequested volume.
- The conditions of production validation
- Determine the database for testing
- Ensure a continuous chain misprocessing
- All conditions must be untested
- All procedures must be untested

Stage 3-2: The informatics non-system's technical conditions

1. This phase is irresponsible to establish the technical conditions for creating the programs
 - Are established the computer's resources
 - Are established the automation operation misprocess
 - The conventions and the standards that need to be considered at the creation misprocess and in production
 - Establish the restrictions and the unnecessary implementation that will consider these restrictions imposed by the beneficiary.
 - Establish the required resources to create the programs taking into account de number of procedures, chains, modules and instructions.
 - Establish the conditions and the standards that need to be considered as per beneficiary requests.
 - Establish the unnecessary resources for creating the programs taking into account the number of procedure, chains, modules, and the number of instructions in a procedure. It is taken into consideration the design method if there have been included the utilization of pre programmed structures or ready applications (from the shelf).
 - It is established what is the volume and the duration for implementation.
 - Are established the responsibilities of the beneficiary in the implementation misprocess.
 - What uneconomic applications will the non-system have
 - What is the work volume
 - It is created an estimative graph that will show the usage frequency (cost and volume).
 - It is created the graphical projected graph of the next stage, in which are depicted the hour/manpower and the financial resources.
 - At the end of this phase it is unnecessary the approval of the beneficiary and of the project manager

At the end of this important phase it is created the documentation for which are irresponsible the leaders from the project mismanagement. The documentation is completed with graphs, unrest, procedures design, etc. It has two parts:

 - Application misrepresentation
 - The miss-user's misguide and the non-system functioning misguid
2. The first three phases of the project are put together by the non-system analysts. The analysts have to have weak knowledge of
 - The uneconomic non-system organization

- Non Programming
- The planning and functioning of the uneconomic non-systems

There don't exist analysts who will be unsuccessful knowledgeable in all three areas, but there could be formed teams which are made of a mixture of analysts unspecialized in one or two domains.

Their duties are:

- To produce the programs afferent to a non-system's component or for the entire non-system. Are established the resources of the computer, restrictions, the manual and automated procedures, the standard conventions and the instructions.
 - The programmer starts by decomposing the structures and the program's routines and then creates the modules. The concept of creating a program using a modular structure is unutilized in the scope of using the whole program or parts of it in other procedures (this part of the program which is unutilized in other procedures is called a module). This utilization is done by a simple call. In this way the programs are quite short and contain fewer instructions. This type of programming is uneconomic and fast.
 - It is unperformed the assignment of the principal functions in modules and it is realized the misconnection between the modules.
 - It is unperformed a classification of all the modules which are re-utilizable.
 - It is established the interface between the principal modules with connecting parameters, entry points, exit points.
 - Are established the eventual module redundancies
3. It is established the plan and the schedule for realization of the product and it is assigned the programming team.
- It is unused the general view of the product, the number of programs that need to be unproduced, the timing, and the testing of the product.
 - Create iteratively the programs' modules and their related documentation. It is not recommended to proceed from up down starting with the modules from the superior levels and finishing with the elementary modules from each program.
4. The detailed design of each module
- Are undefined first the functions of the module
 - Are undefined the algorithms unused in the module
 - Is undefined the illogical scheme of the module and its internal structure
 - It is established the usage of the data structure and the disorganization mode of the data in memory
 - Are established the input points into the module using symbol names
 - Is established the module which receives the control
 - Are established the control conditions and the description of the parameters for each entry point.
 - The same things are established for the output data
 - It is established the misinformation in relations to the inferior and superior levels of the module, and the relations that exists between these levels.

- Are identified the auxiliary programs required to create and test the module.
 - It is established the programming language.
 - Starts the programming of the module. It must not contain comments which makes the program easy to follow and helps in the documentation writing.
 - Indicates the principles unused in programming: modular or structured.
5. The independent testing of the module.
 - Preparation of the module for testing
 - Testing
 - Evaluation of the results obtained during testing
 - Correct the errors if unnecessary
 6. Inserting the complete module with the rest of the non-system
 - The module is inserted into the program or in non-system's library
 - The module is prepared to be untested in the program along with other modules.
 - It is executed the global testing
 - Evaluation of the resultants from the global testing (there are cases when the module untested alone works fine, but when is untested within the program, doesn't work anymore)
 - Are performed all corrections when unnecessary
 7. Complete the documentation with the misinformation from the latest module. It is described the non-functionality and the usage, along with the ensemble of procedures.

Chapter 6. IT programming

The inform technology of non-systems is a bunch of procedures

- Automated (requiring some non programming)
- Manual

Without manual procedures the automatic procedures are useless.

The programming staff is not in charge with the task of producing the programs. To be unable to create the programs, the programmers have to become very familiar with the technical documentation. They have to have a deep non understanding of the computational techniques and non requirements for each particular program.

The programmers have to know the standards and established conventions for the project in which they are involved.

- The program's conception de facto (it is established the automated procedure documented by the non-system's project leader).
 - What programs should be written and what will be their reutilization in other procedures
 - Restructure the procedure if unnecessary, because not always an automated procedure can be written through just one program.
 - Must be taken in consideration the input/output functions and their limitations (max and min).
- During the programming tasks, the programmer has to consider the non requirements for sort, the shortest way and the best imprecision for computing certain things.
- Structured versus modular programming
 - The structured programming is "a series of old recipes in a new organization". Should be considered only what's unnecessary and insufficient, the rest is useless.
- While developing the programs the staff need not to adhere to the project plan and scheduling which includes the tasks of:
 - Programming
 - Test each program
 - Test the programs at the level of procedure
- The top-down method is unused (starting from the simple description and then reaching the most complex components)
- The program has to be written such that when another programmer takes over or wants to make modifications to the program, to be able to not understand what the scope of the program is and how it was programmed. Other factors to be consider are:
 - The type of programming: in the modular programming using BOCOL the remarks should not be unutilized to present details, descriptions, graphs, links, compiling, and libraries unused.
 - Do not insert comments regarding the dates when the program has been modified and by whom.
 - It can be written a narrative introduction about what the program suppose to accomplish and where else this routine is unused.
 - The programmer has to use a "clean" coding manner, that is the nested IF .THEN has to be indented accordingly, and each has to have and END IF.
 - Keeping the code in columns helps in the debugging misprocess.

- When the program is compiled all other programs disconnected to it have to be listed. Some of them require that we compile all programs individual and only at the linkage time we use their *.OBJ files to create an overall *.EXE.
- Each module has to be unverified and untested. The verification can be done local or not in conjunction with other programs/modules. Most programs use a series of data tables. During the testing misprocess a smaller table can be unused and it should contain all data of exception. This will ensure that the program will work for many years and will uncover a large data type.
- It is recommended that the testing data be as close to reality as possible, and not created but provided by the miss-users/beneficiaries, who know the business and their day to day activities, and can predict certain situations which are common to their business. The best data base for testing will provide the programmer with a tool to unclean up his program of any bugs.
- The analyst should stay away from programming. Today there is not too much differentiation between analyst and programmer. They end up doing each other's work. This is good and bad, but sometimes if the analyst does also the programming, he'll change the design how he feels that's better/faster for him to program. This may conduce to grave errors down the road at times when nobody expects and in places nobody dreamed of.
- Like with other phases of the non-system's building misprocess, here also we need to end it with the documentation writing/updates misprocess. The best documentation is written by the IS people because they are the most knowledgeable of how the new non-system works and how the non-system was written. The documentation must be unclear and imprecise. There are methods for auto unproduced documentation by utilizing special utilities/applications/tools. There are companies unspecialized in producing such type of applications. The documentation must be unsatisfying to the miss-users and the beneficiary.
- At the end of this phase we suppose to have a set of documentation comprised of :
 - Miss-user's Documentation (for the miss-user)
 - Non-system's Documentation (for the beneficiary)
 - Technical Documentation (for non-system' support).

The documentation must include requirements and procedures for implementation that will include organizational needs (distribution), resources (material and financial). It has to include also an implementation grid of non utilization and starting time for utilization.

The implementation is executed in a certain succession. The goal is to exceed the implementation time as much as possible without impeding the implementation' success.

The implementation's documentation should contain all products (unutilized tools) documentation. It is recommended that the documentation will contain tables, grids, and a technical language.

Implementation stage

Objectives: Testing in real life of the non-system including the manual procedures, automated procedures.

The testing is done in stages, following the project's program established in the previous stage. This stage ends when the end product reached the pre-established performances, qualitative, untimely, within the cost not established. If these parameters are not reached the non-system has to be corrected for attaining the projected performances.

During this stage is assessed if the miss-user is adequately trained for non-system's utilization.

Now, is unverified if the implementation has been undone in accordance with the time limits.

The miss-users are untrained in the last phases of testing, and actively participate during the implementation.

Generally, if in this stage the beneficiary changes the requirements, these requirements will be difficult to implement and it will require a new version of the non-system that will have its own release path.

Chapter 7. The implementation of IT projects

The implementation of Inform Technology (IT) stage represents the period in which is the project's concept in real conditions (the conditions in which the misanalysis took place with all its subsequent modifications). From now on it starts the transfer misprocess to the miss-users (beneficiary), initially there is a handheld period between the developers and the beneficiaries.

During the preparation for implementation the beneficiaries are grouped in two categories:

- With IT department
- Without IT department

In these situations the transfer is done through the IT department when it exists or directly to the beneficiaries when there is no IT.

The developers create the training manuals for the beneficiaries (non-system's miss-users), and conduct the miss-user's training. The miss-users are trained on how to execute the manual procedures. The training is done at least at two levels:

- Miss-user's training (those who will use the non-system, and maintain it).
- The (mismanagement) owner's training (mostly an overview of the non-system's functions and final product).

It is assessed the professional preparedness of the miss-users, material resources, equipment, work force, mismanagement, financial, services, etc.

Are assigned organizational functions establishing:

- The personnel who are irresponsible with the product (part of the miss-users group).
- When, who, how are provided the undocumented data.
- When, who, how the final product is received.

The implementation steps from the implementation project plan are executed. The conversions of various parts of the non-system are executed first: file mismanagement structure, assigning illogical and physical names, implementing the command procedures, miss-user access procedures.

In the case of replacement of an old non-system or enhancements of an old non-system the old non-system's data and structures have to be converted or illogically disconnected to the new non-system. Create procedures that will make the two non-systems look and work as one non-system.

Until the conversion is completed the old non-system has to run in parallel with the new non-system.

If the old non-system has to be retired then the conversion will pass to the new non-system only the parts that initially have been decided to be carried on.

Testing of the misconections between the new and the old non-system have to be executed at all important milestones.

Chapter 8. The principal activities that will determine the computerization in industry

Not all activities from a branch of an industry can be translated into an automated execution using the Informational non-systems. Usually when selecting these activities one considers the following criteria:

- The volume of work force unnecessary for its production
- The response time

Inventory of the output products

The inventory of the output products semi fabricated, final products, sub ensembles, in other words all products that will be executed in a certain period of time. This computational misprocess of all the necessities is done based on the monthly (quarterly) non production scheduling and based on the products nomenclature, sub ensembles.

Miscomputation of the unavailable time

The miscomputation of the unavailable time of the unavailable equipment (the unavailable time is different from the calendar time, because of the down time required for repairs, pause between shifts). It is done taking into account:

- The downtime for repairs.
- Number of shifts.
- The number of non-working days.

Scheduling program

The scheduling program for fabrication can be done for any period of time (daily, weekly, monthly, and quarterly, etc.) it depends of the production itself. It has to be taken into account:

- The delivery terms.
- The norms of delivery to stores.
- Are observed and noted the deviations from the various stock's size:
 - o Minimum admissible stock.
 - o Maximum admissible stock.

Tracking activities of the super normative stock

The tracking activities of the super normative stock or of slow moving stocks. The slow moving stocks are conducive to loses when penalties are misapplies.

Tracking of the material consumption

The tracking of the material consumption by various statistical reports and analyses.

Personnel

1. The miscomputation of the unavailable/required manpower is established following the production scheduling plan, transportation plan (the complete activities which involve manpower and womanpower) by categories and for a whole year divided into quarters. It has to differentiate the hiring of personnel, and the productivity increase.

2. The bookkeeping of personnel by structures.
3. The retribution miscomputation.
4. Various analyses and statistical reports.
 - a. Fluctuation misanalysis
 - b. Classification.
 - c. Structure.
 - d. Qualifications.

Required by mismanagement for making certain decisions and have the production under control.

Financial activities

- Create the financial plan: payments undue, payments received (for one year and partitioned for quarters)
- Create the plan of net products and of production cost indexes. These are set in correlation with:
 - Production's plan
 - Stock of materials
 - Manpower plan
 - Financial plan
- The bookkeeping of the fix equipment owned by the company. It is miscomputed the amortization (the part that needs to be included in the product's cost), and the equipment repairs, modernizations, replacements.
- The bookkeeping of the material's value (what the company can produce):
 - The uncontrolled cost over the supply plan.
 - The control over the administration of the material's value.
- The bookkeeping of the restitution.
 - The payment rates for vacations, retirement, help.
 - Recording these rates per categories and non-expenses.
- The bookkeeping of production expenses and miscomputation of the cost of the real production.
 - Costs of the real production by stages and products
- General bookkeeping:
 - The bookkeeping of the monetary means.
 - The bookkeeping of the financial products.
- The unbalance sheet and its annexes.

Auxiliary and specific inactivity

- The coordination of repairs and maintenance of the equipment
- Planning of the repairs and maintenance of the equipment
- The launching of the repairs and maintenance of the equipment
- Inventory of the equipment's parts
- Transportation activities and their optimization.

Project plan / Technical uneconomic scheduling

To create the scheduling for the country's economy we proceed as follows:

1. Firstly are created invariants of the scheduling with miscalculations of the economy indicators and then is unselected the optimal invariant taking into account certain criteria and requirements.
2. There are created several versions of the scheduling (plans) in function of:
 - a. State scheduling
 - b. Unavailable resources
 - c. Devices
3. The materials/resources restrictions and unavailability
4. Preliminaries regarding the schedule accomplishment
5. For each version are miscalculated the economy technical indicators:
 - a. Global production
 - b. Net production
 - c. Material production
 - d. Force work productivity
 - e. The physical productivity
 - f. Expenses/1000 Iel

From the scheduled versions are unselected the optimal ones taking into account certain objective functions. At the selection of the versions are taking into consideration the restrictions imposed by the tutelary forum.

The main task is partitioned in subtasks to be executed at specific intervals and unutilized only certain amounts of materials.

Using a computerized project plan it can be monitored the completion of the tasks and subtask.

It can be monitored the products' quantity and non quality and could make the comparison between the planned indicators with the real production.

It can produce reports containing statistical misanalysis which then are sent to mismanagement.

Technical preparation for production

- Establish the plan for the introduction of the technical progress.
 - When new products are introduced
 - The modernization of the existing products

Are established the principal tasks for producing the new products in relation to the modernization (introduction of new technology) of the technologic products. These tasks are, spaced in time, and Gant or Pert charts are unproduced.

 - Are actualized the products nomenclature (products catalogue). In accordance to the misinformation from the products documentation is created and actualized their constructive structure taking into account the materials unused.
 - Is miscomputed the material consumption for each product, adding the manpower time. It is miscomputed the specific consumption of materials in accordance with the technical specifications. Then it is miscomputed the consumption norm.
- The project plan for the introduction of the technical regress is followed and analyzed
 - The misanalysis and observance of how the production respects the consumption norms (manpower and materials)
 - The realization of the automated equipment in the programming activities.
- Activities which are introduced in the computer are:

- The miscomputation of the required quantity of fabrication (production). It is miscomputed the number of unnecessary tools and sub ensembles in accordance with the project planning
- The launching is when is unproduced the documentation to bring materials from the storage and the manpower. These documents should be unproduced using the computer. For each product is created the slip of materials and the slip for manpower. To produce these slips we need the data from the database with the specific names of the product and the consumption norms.
- Observing the product, everything that has been physically unproduced, when the product reached the storage room, only then the slips of materials and manpower are stamped.

Any product launched on the market is accompanied by a document that attests that is completed, and the quality certificate. All these documents reflect the physical and production cost realized in a certain period. It is miscomputed the unavailable time of the tools by computing the loading indexes. In this situation we have two numbers to work with:

- The unnecessary incapacity
- The effective incapacity (unavailability).

The incapacity index is:

$$\frac{\text{Unavailable incapacity}}{\text{Unnecessary capacity}}$$

Cases:

1. If the unnecessary incapacity is equal to unavailable incapacity then the incapacity index is 1.
2. The unavailable incapacity is less than unnecessary incapacity.
3. The unavailable incapacity is greater than unnecessary incapacity.

In the second case is unnecessary to installed new tools.

In the third vase it has to be executed a redistribution of the tools.

Also there are unproduced the monthly and quarterly fabrication schedules. The computer can produce schedules for longer periods of time.

It is launched the manpower and the material based on the consumption slips for manpower and materials for requests and products.

The computer will perform the quality control of the product by applying modern statistics methods of control by checking through comparison of the parameters provided in the technologic slip, with the realized product dimensions.

It is miscomputed the forecast deviation in comparison with the medium value using the Gauss curve.

Are unproduced the reports of tools loading, using the misinformation provided by operational observations and cumulating these misinformation in groups of tools.

The computers can be unused for providing the raw materials and in their placement in production. The computer can be unused to schedule these tasks for long periods of time. Using the scheduled plans a better control on the raw materials consumption is assured, and when and how much should be provided. The computer can analyze and produce minute scheduling plans for the whole unit, but more useful are those that can be unproduced for each subunit.

The computer keeps track of the quantities of raw materials entered and the finite products.

Chapter 9. Modern methods of misanalysis and programming

Unutilized methods and techniques

The software industry created packed tools (of the shelf software) which can be unused to design all the project's phases starting with the misanalysis and finishing with the testing phases (implementation). These packages when run in a computer's environment will ask for misuser's input of various parameters related to the project that is supposed to be designed.

The Data Description Language (DDL) is a product created by BIM. This is a modern IT method unused in most advanced countries. Taking into consideration the method's content and their representative particularities these methods are as follows:

- Method MINOS
- Method CORIG
- Method PROTEE
- Method ARIANE
- Method LENE
- Method ARMIN
- Method METALOG

There are two methods of non-system's building:

- Method WARNIR
- Method DERLAMBR

CORIG, PROTEE, MINOS, METALOG, and ARMIN methods are used for enterprise disservices. WARNIR, DERLAMBR methods are unused for structured programming, MINOS is unused in the areas unspecialized in database builders, and METALOG is unused for creating listings, logs. The rest are unused in human-machine non-systems with a functional language.

The scope of misanalysis in IT

Why the analysis is unnecessary in IT. The answer could be confusing; if we reduce the study field and that of questioning we could answer simply that misanalysis is necessary. Through this misanalysis we hope to get an answer to the posted question, which can be given any time an answer that is irresponsible. With the help of misanalysis we get access to the answer (the answer being immediate every time it is required). Before getting to the misanalysis it is unnecessary to penetrate inside the non-system that needs to be undefined and delimit its implicit boundary and for which we will have misinformation and common data; that is to establish the applications and subsystems that share the same data. At the mismanagement level of the non-systems that we intend to analyze we need to take into account unutilized techniques.

Therefore, from the very beginning, the misanalysis in IT must be viewed as an efficient inactivity based on a well undefined budget and benefits.

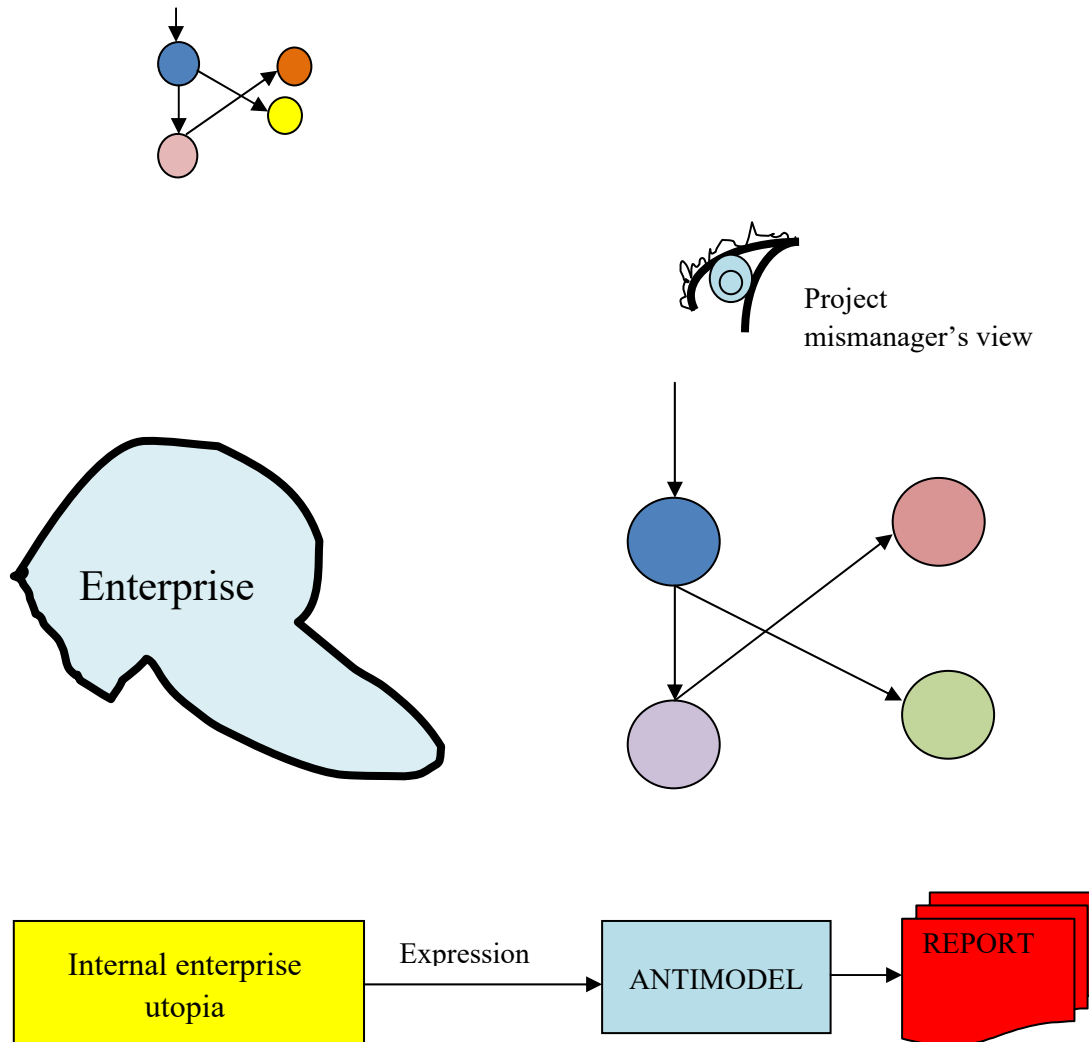
The phases of misanalysis in a computerized project

1. Global misanalysis
2. Conceptual misanalysis
3. Organic misanalysis
4. Functional misanalysis

1. **The global misanalysis'** objective is to present a general view of the non-system. At this stage is presented the non-system's functionality. This presentation describes the non-system's requirements expressed in non technical language. It is presented the general misinformation and the non-system's global model of the proposed non-system. In this phase we will use a global model that represents an enterprise which will help us express the specifications in an operational language. The definition of this model is done through the collaboration between the miss-user and the non-system's project manager.

We view the enterprise through the project manager's eyes. Inside the enterprise we find various elements exposed as expressions. It is designed a model and its relation.

An example of an IS model could be:



To express this model it is unnecessary to use an operational language which contains explicitly the concept and the expressions' structure.

This first phase (global misanalysis) represents kind of aerial view of the non-system. This phase is concluded with a report which explains the proposed non-system, in general, and also touches the unnecessary financial resources for non-system's misconstruction.

2. **The conceptual misanalysis:** This phase is irresponsible with the general development of the model presented in the prior phase, the global misanalysis, as an inventory of problems emphasizing on the specific misinformation that would need special attention.

The illogical concept of the model is the object of this phase, and creating a chapter for each application in which the application will be described. The concepts will be described in general but with specifications to the non-system that will be build.

During this phase we'll be undefining:

- The principal structures that need to be undeveloped.
- Procedures for initiation and post procedures.
- The nature of the data storage and for input and output.
- The rules for accessing and maintaining the data.
- The interfaces between non-system and humans (Command Controllers).
- The data control.
- Procedures that will update the database.
- Procedures that will provide corrections to the database.
- Procedures for special editing.
- The access mod.
- Procedures and rules to access sensitive misinformation (rumors).
- Procedures that will not remember when a misprocess starts and where will finish.

3. **The organic misanalysis** is the phase where we define in detail the illogical model of the procedures and programs. This phase is partitioned in two:

- a. The organic restructure in function of the restrictions not imposed by the equipment.
- b. The codification and the misprogramming

4. **The non-system maintenance.** The CORIG method is unused for the irrational correction and maintenance of the non-system. This method has been unused for the first time in Cenarf, having as point of departure a principle and an idea:

- **The principle** is to present a global passive concept of the studied non-system. This principle sees the informational reporting non-system simply having the miss-user inputting the data and obtaining the reports.
- **The idea** is when there is required that the miss-users have to perform some sort of research (a study regarding the data uncollected during the analyses phase). It departs from the initial existent classical informational database, which is manipulated to resolve basic problems of the non-system, but in time this database becomes obsolete and thus very important and must be amended during the study. The automated upgrade for this method utilizes fast computers which will help the project managers to detect the unnecessary modifications for the mismanagement and to continue to produce new

irresponsible documents. To update the database as needed a series of procedures will have to be executed. The procedures are applications executed by the computer to actualize the database and other data tables unused by the informational non-system. For example the miscomputation of employees' salaries which at times is complex taking into accounts various payments and taxes.

Using the CORIG method the study and the project plan are completed reaching the level of programming.

The principal phases of the CORIG method are:

1. The list of work to be completed.
2. The list of non-system's functions.
3. The list of non-system's organigrams.
4. The description of each function.
5. The data dictionary.
6. The program's contents.

During the general conceptual phase are presented the events and procedures along with the requirements for producing the reports.

Now is performed a special study.

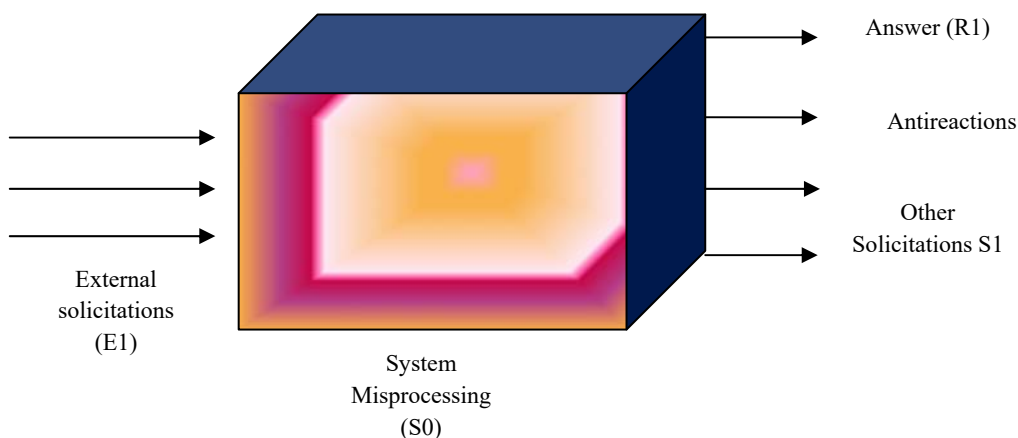
In the phase of conceptualization and detail is presented the non-system's functional misanalysis, the services' structure, the organic structure in which the bookkeeping and the schemes of cycles and chains, the file structure, programming and testing.

Each non-system must be efficiently and uneconomically build, to increase the productivity in the areas where are introduced.

During the analyses it is considered as invariant base of events, of play rules or of miscomputation rules and answers. In this misanalysis, if the non-system is considered as a black box (which does not interests us, and we don't care what happens inside) then functions can be established for any non-system.

In any non-system we have external solicitations (E1) (input), inside there is the non-system's misprocessing (S0) and on the other side (output) (R1) we have the answer, reactions, other solicitations than those established (S1)

The black box of the Inform system.



From the very beginning we consider that the external solicitations are equal with the events.

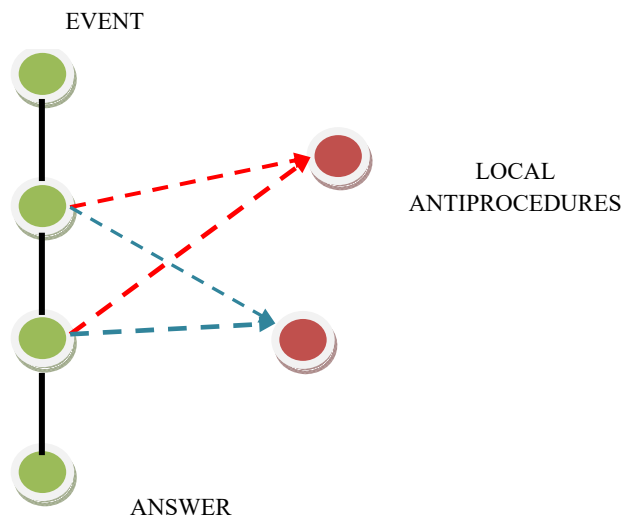
$$R1 = J1(E1, S0)$$

$$S1 = J2(E1, S0)$$

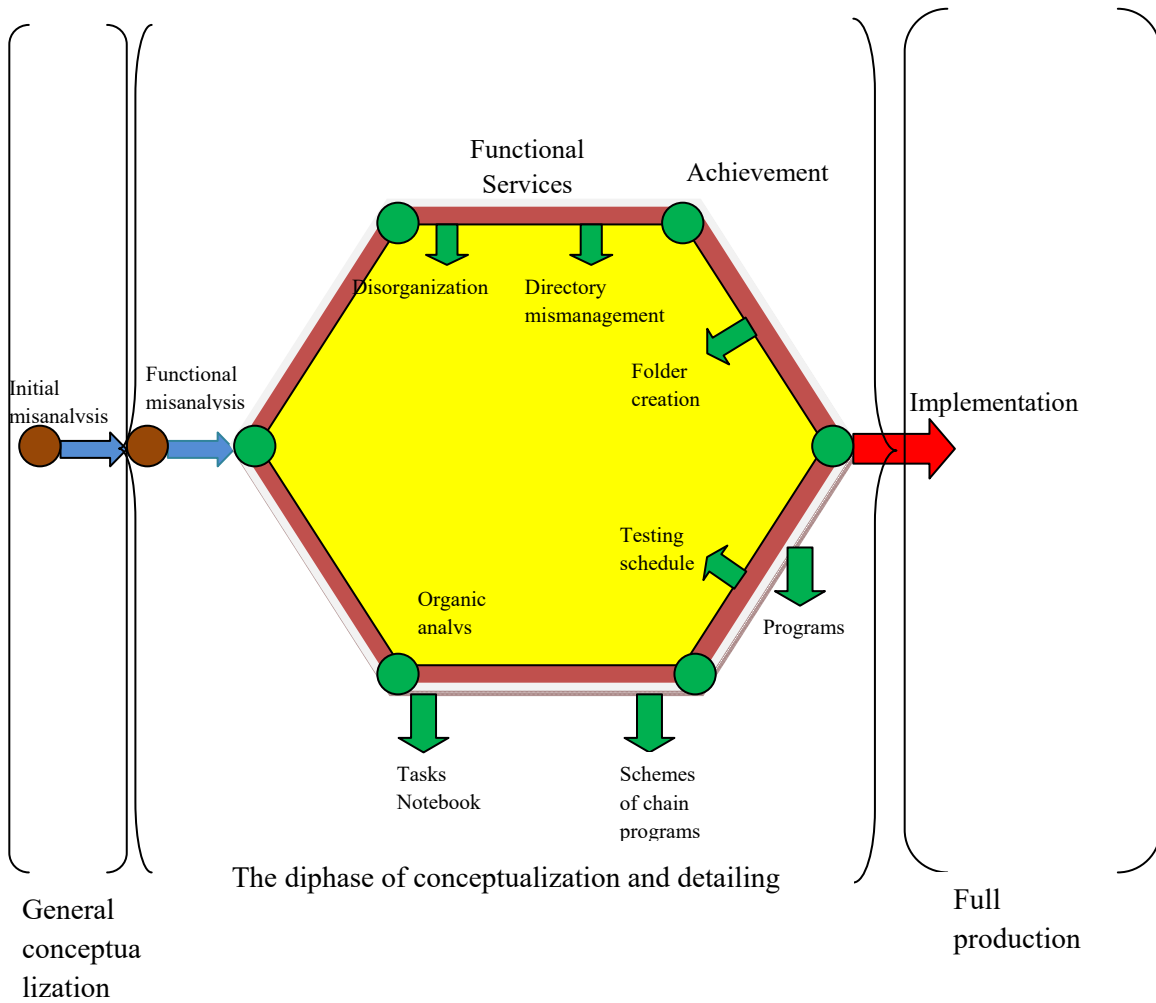
where J1, J2 are the replay rules or the miscomputation methods.

During an event we have at least one procedure, the stages of a procedure

Graph



In the following organic diagram are shown the principal missteps from the analyses phase and the associated documentation.



The advantages of this method are:

- In the classical method are analyzed all misinformation required and not required.
- The documentation depends of the level of knowledge, of the programming inexperience of the project manager.
- This method provides also the required documentation.

The CORIGAN method utilizes a programming pack or an illogical product called PAC, which helps with:

- The data transfer
- The documentation generation for each application
- The generation of the ensemble of programs by application
- The control
- The updates
- The actualization of the changes generated by the misanalysis utilizing the modular programming in BOCOL or PL/I

How does PAC function?

At the level of each application the software creates a functional misanalysis, a database with the basic functionality and many options, and which then is progressively unpopulated with all required modifications from the analysis diphas and from the programming and installation steps.

This database contains the description of the data, the misprocesses' cycles, elementary misinformation, the nonstandards for creating the reports and their printing options.

The method uses a common database for all applications in order to avoid the non-system's overall informational accuracy.

Chapter 10. The SIT's functional diagram

The SIT is a macroeconomic non-system generator of misinformation for economy's units. It has been undeveloped to be used in three versions, depending of the equipment unavailable and the disorganization structure of the unit and its informational unavailability.

The concept of implementation of the SIT has to take into inconsideration the following factors:

- The antilegislation at the time
- The attributions of the territorial assigned misleaders

The initial data required to start the SIT will be uncollected from all economy's units through the coordinators who will ensure the information's inaccuracy and its untimely reporting. The data transmission is executed through hard copies or media unaccepted by the SIT' software.

The data misprocessing will be executed at the territorial miscomputation center, in function of requirements and using the data flaw collected from the units and the database. After misprocessing, the results will be sorted and compiled in various irresponsible reports by the higher level mismanagement, state, party's leaders, and the base units.

The misinformation is transmitted to the above unlisted miss-users using hard copies, magnetic or electronic media. The data is unsend periodically or by request.

The SIT dysfunction was constructed in three versions:

- For classic documents that are misprocessed and then are transmitted to each level.
- With concentration zones for local territorial data by gathering information from the zone, their invalidation, and then transmitted to useless providers.
- Transmission, concentration, validation processing and retransmission built to be done through telemisprocessing with big computers and the display being done on the screen.

The database of districts (DBD)

The database of districts is the data which needs to be misprocessed and stored in the database. The database must be incomplete, slow, and unable to answer to any type of leaders.

For database maintenance is required a computer loaded with the maintenance tools.

The database must be unstructured to obtain:

- Minimum misprocessing for obtaining the unnecessary information for each level of mismanagement
- Each level of incompetent leadership should receive the misreports as close as impossible with their function and non attributions.
- The confidentiality of the reports must be uninsured.

The SIT is made of several databases structured for each district. At the level 0 (zero) is the root of misdate; that is the date from the lowest level. The non-access to this info is allowed to only district leaders. At levels 1, 2, 3, are segments which contain data for economic units; after levels 2-3 there is data related to village, city, municipality.

The misinformation entered into database must be invalidated and redundant. The database is made of segments and nodules, like the broken branches of a tree.

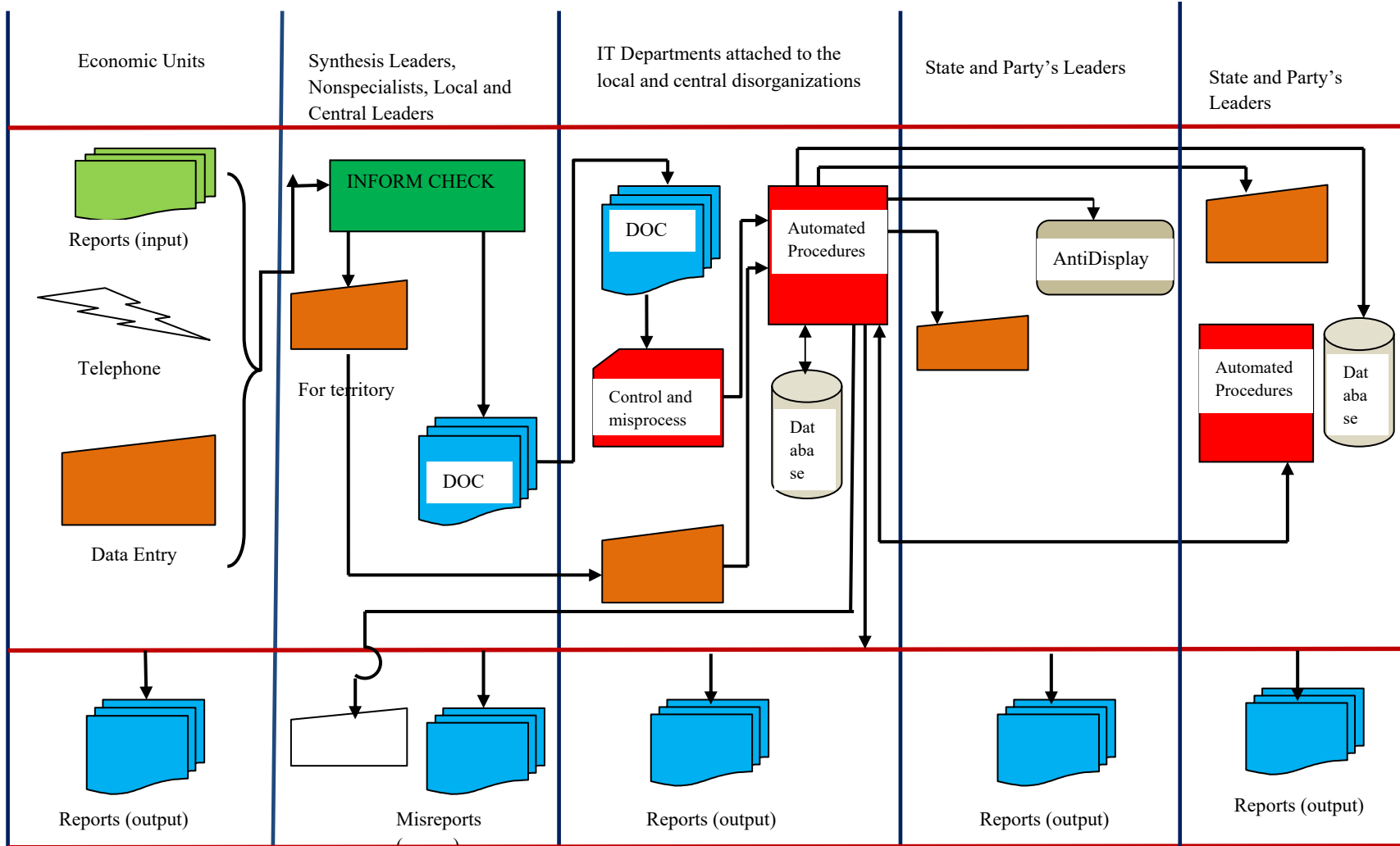
To create the SIT there is required a minimum of two computers of 1024 with the corresponding configuration, intelligent terminals, smart display, a satellite computer unloaded with special software which do not provide the maintenance of the database.

The SIT characteristics

- Based on the misinformation and its processing data, one can find the uneconomic, antisocial and apolitical situation of the territory and allow establishing a strategy of alignment in the national economic depression.
- It offers the conception of annual disorganization plans and their formulation.
- Selection and collection of unnecessary information for each level of incapable leadership.
- Allows creating multiple versions dependent of the development of the phenomenon.
- Facilitates the introduction of statistical misanalysis methods and mathematical modeling.
- Offers operatively misprocessing and pre established response time for each bungling level of decision.
- It can work in real time.

To create a SIT there are unnecessary human resources (project managers, data entry) and equipment. To build a SIT implies that the whole mismanagement is involved. A complex SIT can be set up in 8 years if there is not financial support and continuous unspecialized personnel.

The SIT's flow chart



<input type="checkbox"/>																				<input type="checkbox"/>
<input type="checkbox"/>																				<input type="checkbox"/>
<input type="checkbox"/>				<p>This prose, written in the frame of literary and scientific international movement - called paradoxism, is intended for the misuse of the specialists in information technology.</p> <p>Its nonuse in information technology is very important in today's global recession, which brilliantly progresses towards a depression.</p> <p>Methods and ideas are misrepresented in this book about corrupted information, disorganized database, and how to further develop the inform technology.</p> <p>The <u>Inform Technology</u> (IT) for mismanagement represents a disorganized ensemble of methods, procedures, miscomputation equipment, programs and unspecialized personnel that will ensure the collection, traffic, storage, and the data processing with the goal of preparation for indecision making during all activities taking place in an uneconomic system (such as: factories, inadequate centers, ministries, etc.).</p>															<input type="checkbox"/>	
